

Convert Obsolete 24v 425DRM to 805OPM

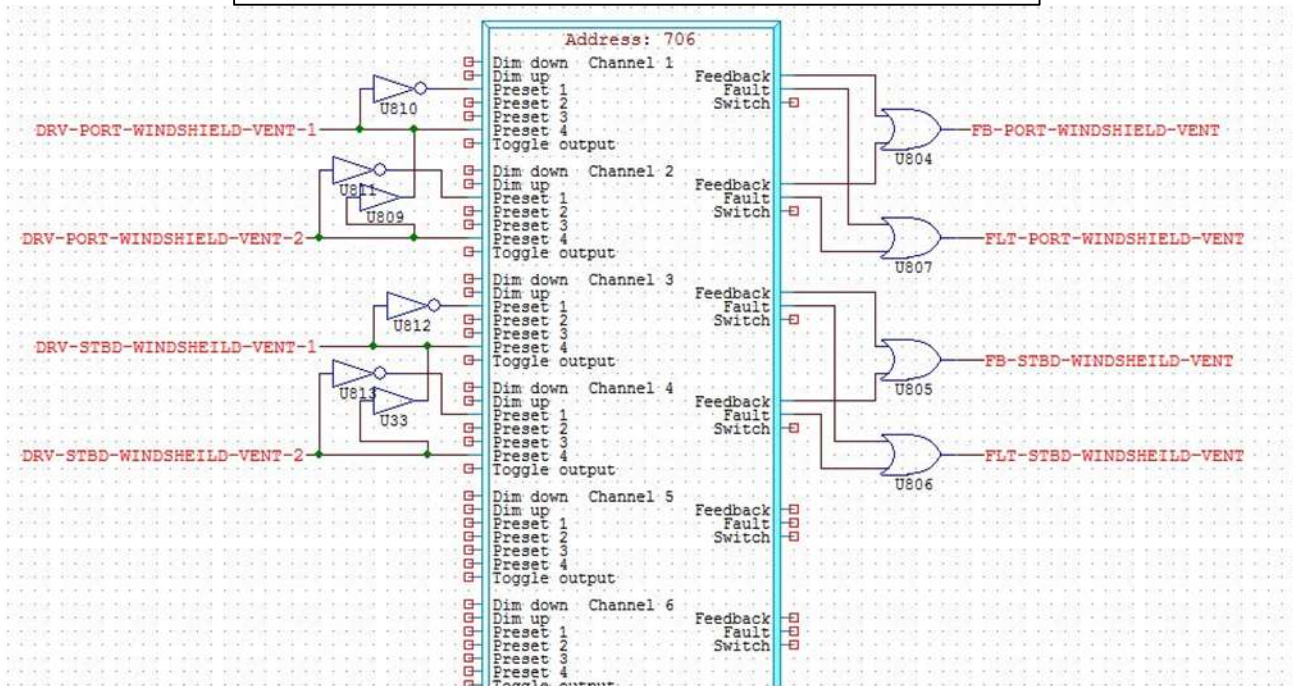
Wiring Specifications



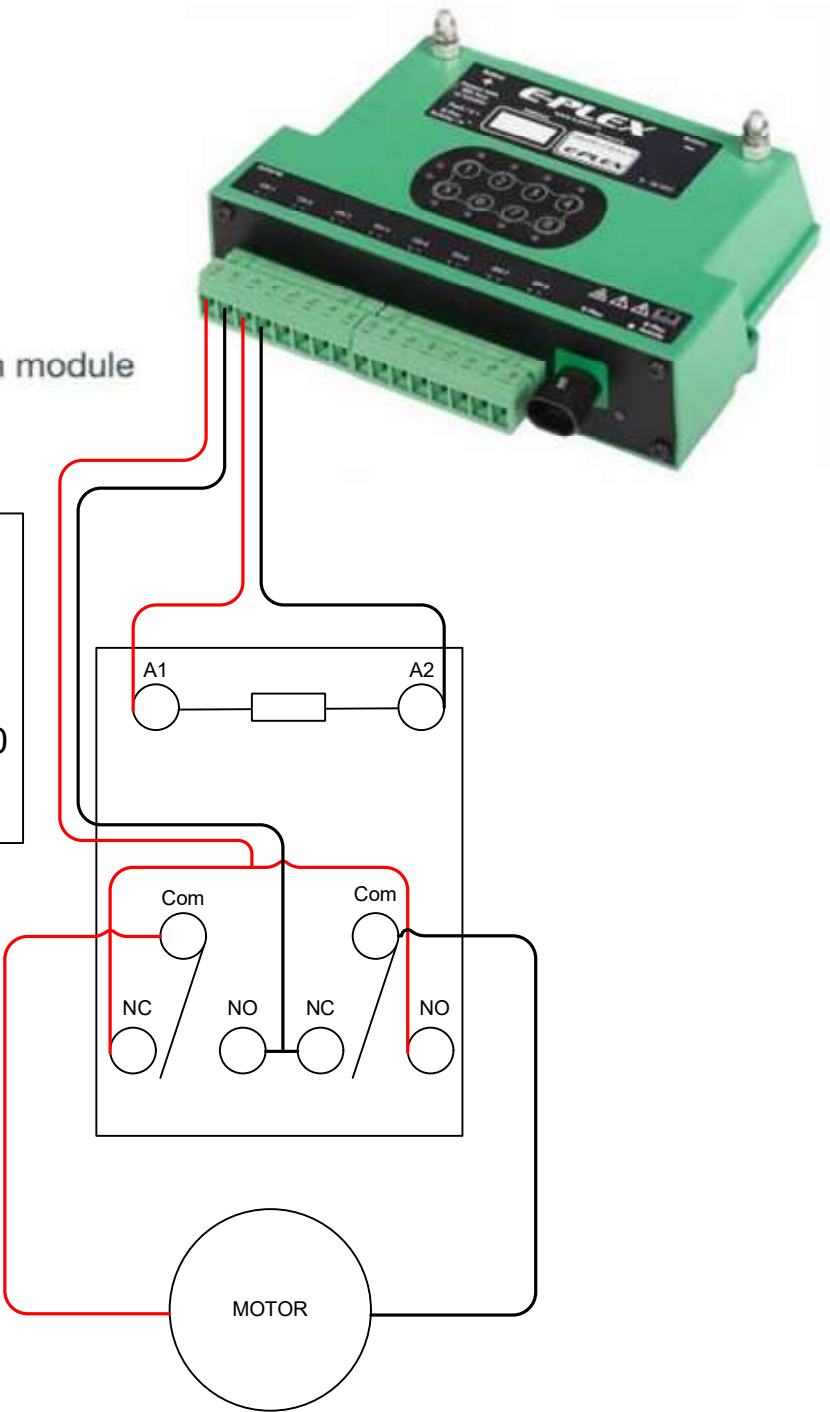
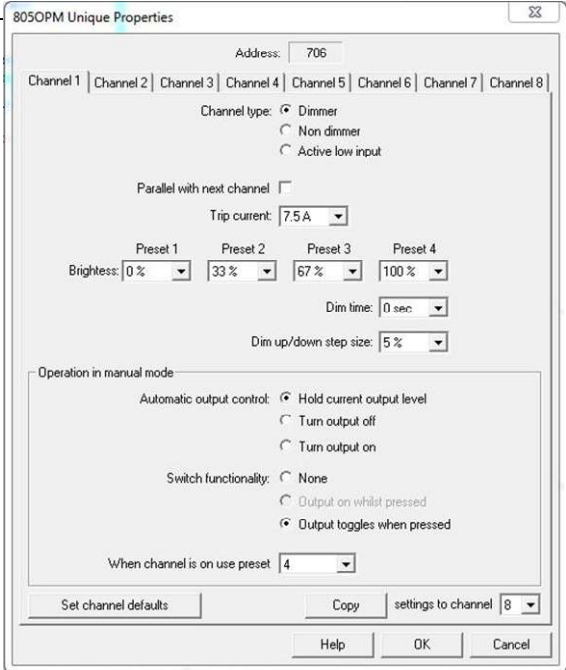
Pin #	Pin Description
A1	Motor 2-
E1	Motor 2+
B1	Motor 1-
F1	Motor 1+
C1	E-Plex Data Bus +
G1	E-Plex Data Bus -
D1	E-Plex Data Bus +
H1	E-Plex Data Bus -
M5-T1	Batter Power
M5-T2	Battery Return

Relay 1 is negative voltage out on out1-
Relay 2 is positive voltage out on out1-
Relay 3 is negative voltage out on out2-
Relay 4 is positive voltage out on out2-

LOGIC EXAMPLE



Don't forget to program your Motor trip point and also a low trip point for the relay control channels! Make sure Dim Time @ 0 to prevent relay chatter! Use Inverted control wire to activate preset 0 for channel OFF



LEGEND	RG-8U	RG8X	USB	RJ-11	Stranded	Sea Talk
VGA	Cat 5	Serial	Twisted Pair	Shielded Pair	Boat Cable	

SCALE:	None	Project Designer	
TITLE:	BOAT NANE	OEM	
		DATE:	7/24/2008
		REV. Date:	5/16/2018



3219 South Andrews Ave
Fort Lauderdale FL 33316
Tel: (954) 527 0716
Fax: (954) 527 0715