

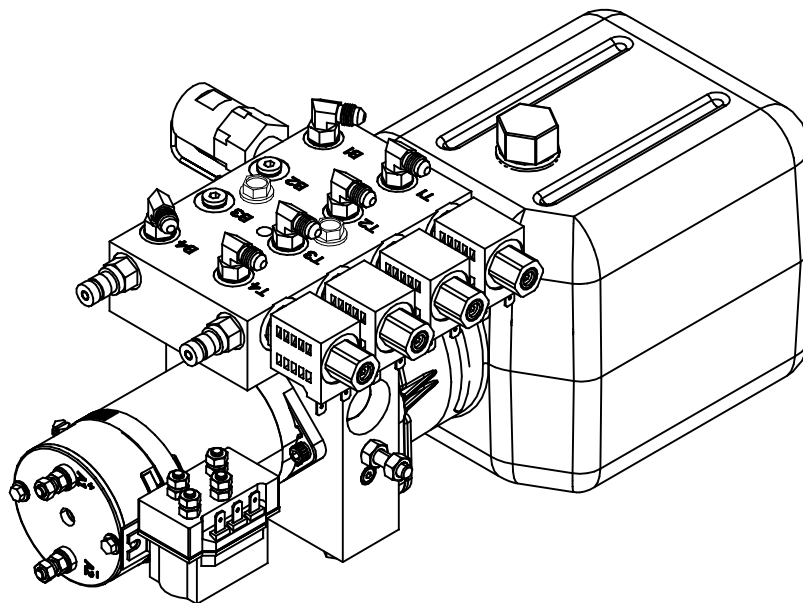
## 7770 PARTS LIST

PART#	DESCRIPTION	QUAN
1124	FITTING-#4 JIC X #4 OR MALE 90	6
1187	SCREW-3/8-16 X 1 1/4 CUP PT SSS	2
1278	NUT-3/8 FLANGE	2
1735	FITTING-DF04-1/4 DIAG. TIP	2
2042	NUT-5/16-18 HEX ZINC	1
2047	SWITCH-PRESSURE SWITCH 1200 PSI	1
2128	PLUG-#4 SOCKET HEAD O-RING	4
2417	PLUG-#8 SOCKET HEAD O-RING	1
2723	MANIFOLD-BIROT 4 FUNC.	1
2747	BOLT-5/16-18 X 2 1/4 FLANGE	2
3073	VALVE-DELTROL	4
3074	COIL-DELTROL	4
3195	PUMP-MTE-BR-3" MOTOR-5 QT	1
6572C	HARNESS, 10" POWER AND GROUND FEED CONTACTOR	1
6649BR	HARNESS, 5 FUNC PUMP GROUND LEAD BIROT	1
6910	HARNESS, 4 FUNC BIROT 3IN/CONTACTOR	1
6911	HARNESS, PUMP CONTACTOR 3043	1
2007	CAP-MTE BREATHER	1
2741	RESERVOIR-5QT (2390, 2142 PUMP)	1
2751	MOTOR-MTE 3 IN BIROT	1
6909	CONTACTOR KIT	1

## NOTE:

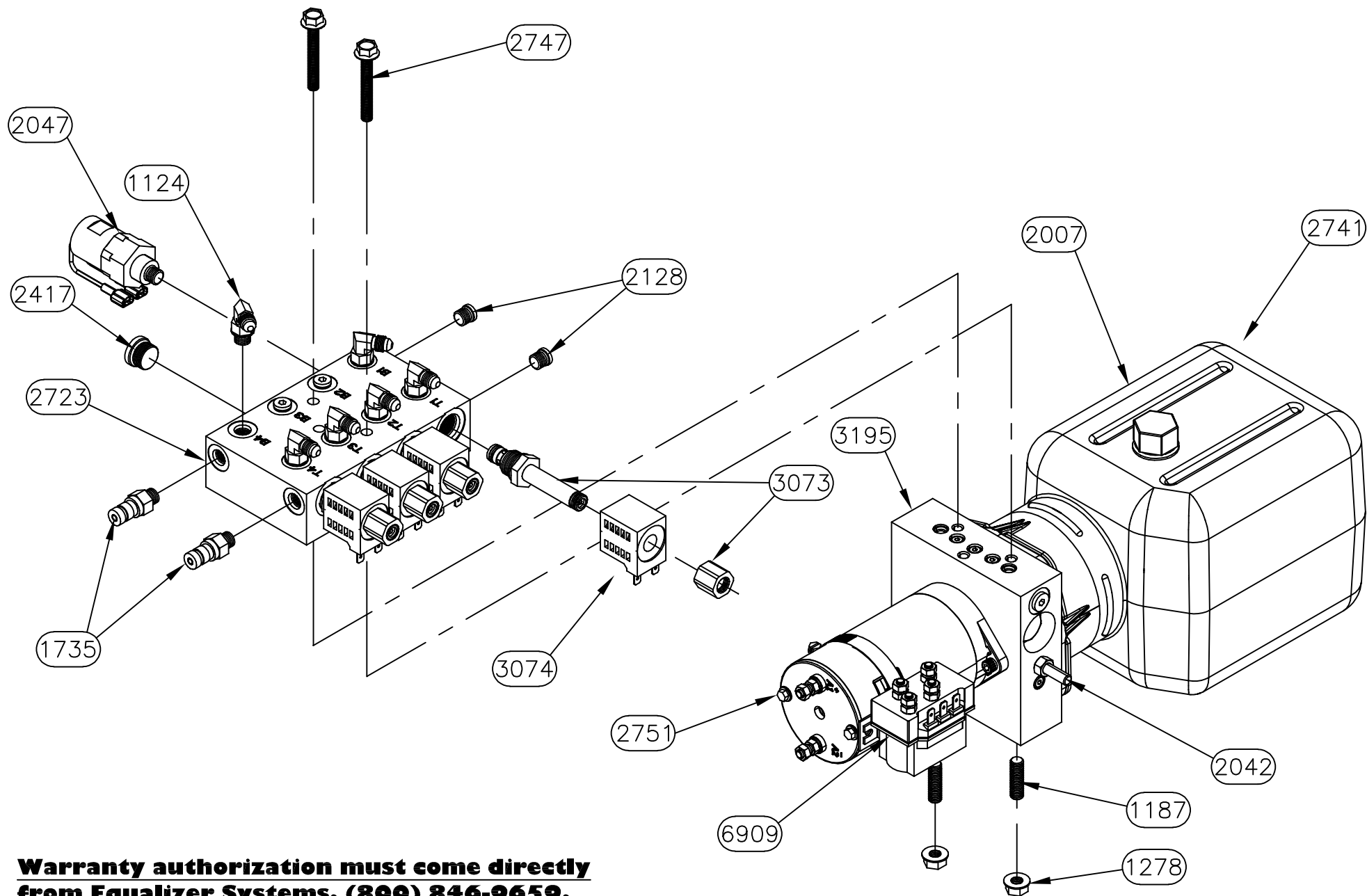
PARTS 2007, 2741, & 2751 ARE INCLUDED IN PART 3195 AS AN ASSEMBLY-PART 6909 IS INCLUDED IN PART 6911 & THESE NUMBERS WOULD BE USED TO ORDER REPLACEMENT PARTS.

PARTS 6572C, 6649BR, 6910, AND 6911 ARE NOT SHOWN



**Warranty authorization must come directly from Equalizer Systems. (800) 846-9659.**

<b>Equalizer</b> 55169 COUNTY ROAD 3 ELKHART, IN 46515  NOTICE - This drawing, including principles of design, is the property of Days Corporation, Elkhart, Indiana, with the agreement that it is not to be reproduced, copied, or loaned in any manner that may constitute a detriment directly or indirectly to Days Corporation. Acceptance of this will be construed as an agreement of the above.	#	REVISIONS	BY:	DATE:	UNLESS OTHERWISE SPECIFIED:	TITLE	USED ON:
	A	CHANGED VALVES & COILS	SJ	5/10/12	TOLERANCES:	4 FUNCTION PUMP	4 POINT AUTOLEVEL SYSTEMS
	B	CHANGED PUMP FROM 3043 TO 3195	SJ	9/29/14	.XXX ± 0.010	SIZE SCALE MATERIAL	
	C	MOVED PRESSURE SWITCH	SJ	9/8/16	.XX ± 0.010	A 1: 1	
					.X ± 0.030	DRW BY: DATE:	PART NAME:
					ANG. ± 1/2"	SJ 5/24/11	PUMP & MAN 4 FUNC BIROT 3 IN-NEWMAR
					REMOVE ALL BURRS AND SHARP EDGES .015 MAX	APP'D BY DATE:	PAGE: DWG NO.: REV:
						- -	1 OF 2 P7770 C



**Warranty authorization must come directly from Equalizer Systems. (800) 846-9659.**

*Equalizer*

55169 COUNTY ROAD 3  
ELKHART, IN 46515

NOTICE - This drawing, including principles of design, is the property of Days Corporation, Elkhart, Indiana, with the agreement that it is not to be reproduced, copied, or loaned in any manner that may constitute a detriment directly or indirectly to Days Corporation. Acceptance of this will be construed as an agreement of the above.

#	REVISIONS	BY:	DATE:
A	CHANGED VALVES & COILS	SJ	5/10/12
B	CHANGED PUMP FROM 3043 TO 3195	SJ	9/29/14
C	MOVED PRESSURE SWITCH	SJ	9/8/16

UNLESS OTHERWISE SPECIFIED:  
TOLERANCES:  
.XXX ± 0.010  
.XX ± 0.010  
.X ± 0.030  
ANG. ± 1/2"  
REMOVE ALL BURRS AND SHARP EDGES .015 MAX

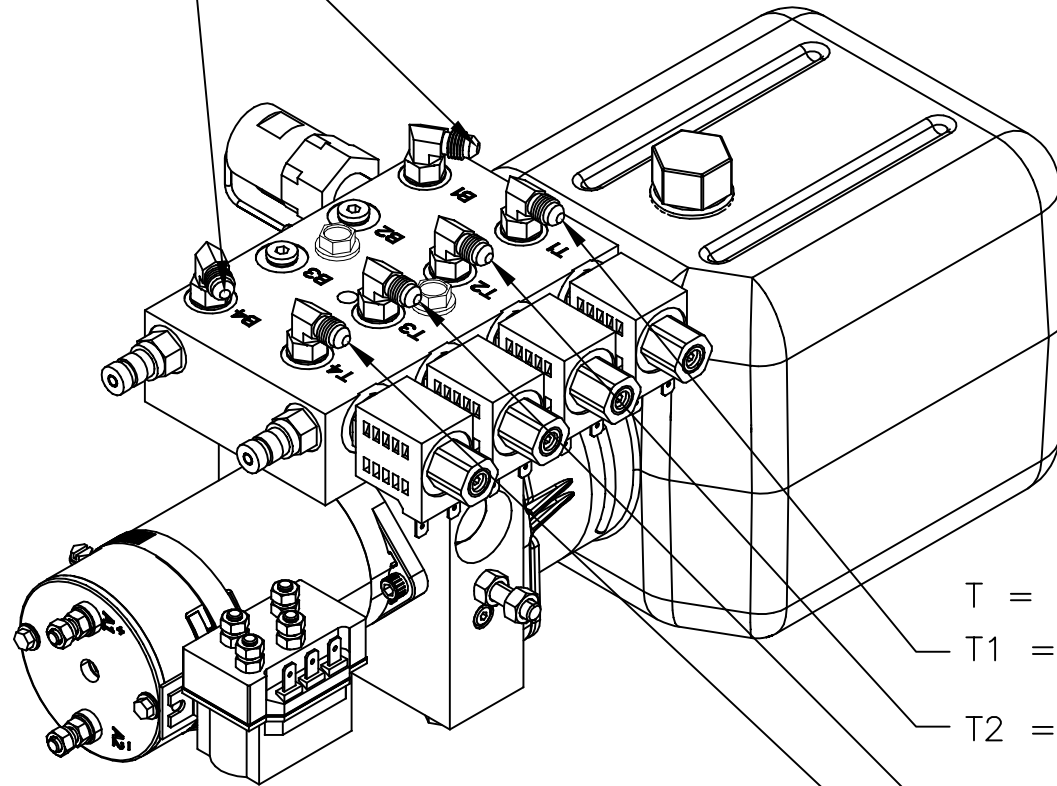
TITLE		USED ON:	
4 FUNCTION PUMP		4 POINT AUTOLEVEL SYSTEMS	
SIZE	SCALE	MATERIAL	
A	1: 1		
DRW BY:	DATE:	PART NAME:	
SJ	5/24/11	PUMP & MAN 4 FUNC BIROT 3 IN-NEWMAR	
APP'D BY	DATE:	PAGE:	DWG NO.:
—	—	2 OF 2	P7770
			C

# HYDRAULIC HOSE CONNECTIONS 7770 PUMP

B = RETRACT FUNCTION

B1 = LEFT FRONT JACK  
(BROWN/BLACK)

B4 = RIGHT REAR JACK  
(YELLOW/BLACK)



T = EXTEND FUNCTION

T1 = LEFT FRONT JACK (BROWN)

T2 = RIGHT FRONT JACK (WHITE)

T3 = LEFT REAR JACK (ORANGE)

T4 = RIGHT REAR JACK (YELLOW)

# 7770 PUMP WIRING

