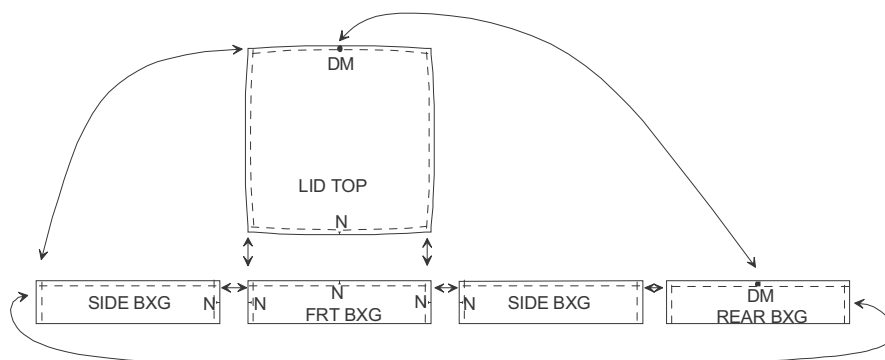
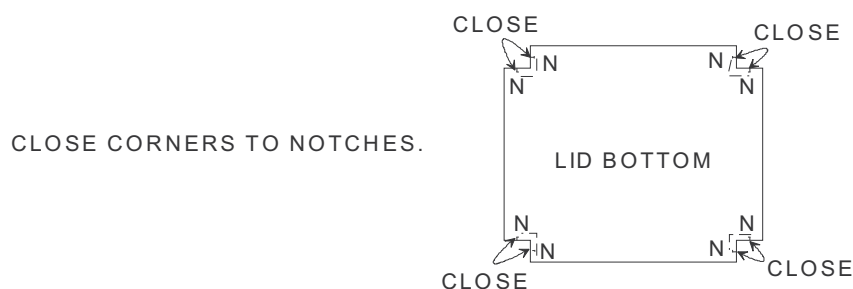


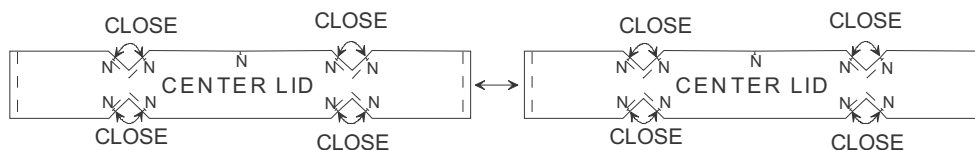
Style	100-OTTO	Approved:
Division:	Metal Division	
Season	100 series 0000	
Unit:	OTTOMAN	Date Folder Created: 29 Nov 17 06:27 AM
Date Modified:	06 Dec 17 11:48 AM	Issue Date: 06 Dec 17



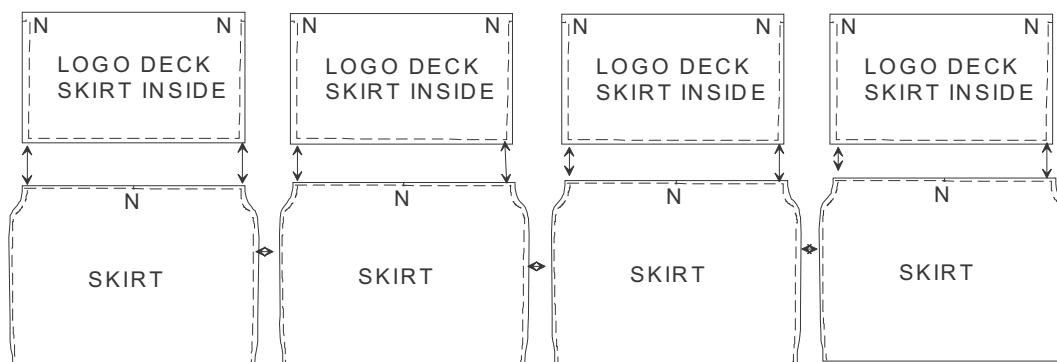
SEW FRT, SIDE & RR BXGS TOGETHER TO FORM A CIRCLE. SEW BXG ASSEM TO LID TOP.



CLOSE CORNERS TO NOTCHES.



1. Close V-cuts to the notches.
2. Sew center lids together in a circle
3. SNIP EXCESS COVER OFF CLOSED CUT OUT CORNERS BEFORE TURNING & PUSHING OUT CORNERS.



1. Sew the skirts together in a circle.
2. Sew the logo deck skirt insides together in a circle. Stop sewing at the notches.
3. Sew skirt to logo deck skirt as shown aligning seams.

NOTE: Stitches Per Inch: Cloth = 7"-9", Leather = 5"-6", 1/2" Seams + / -