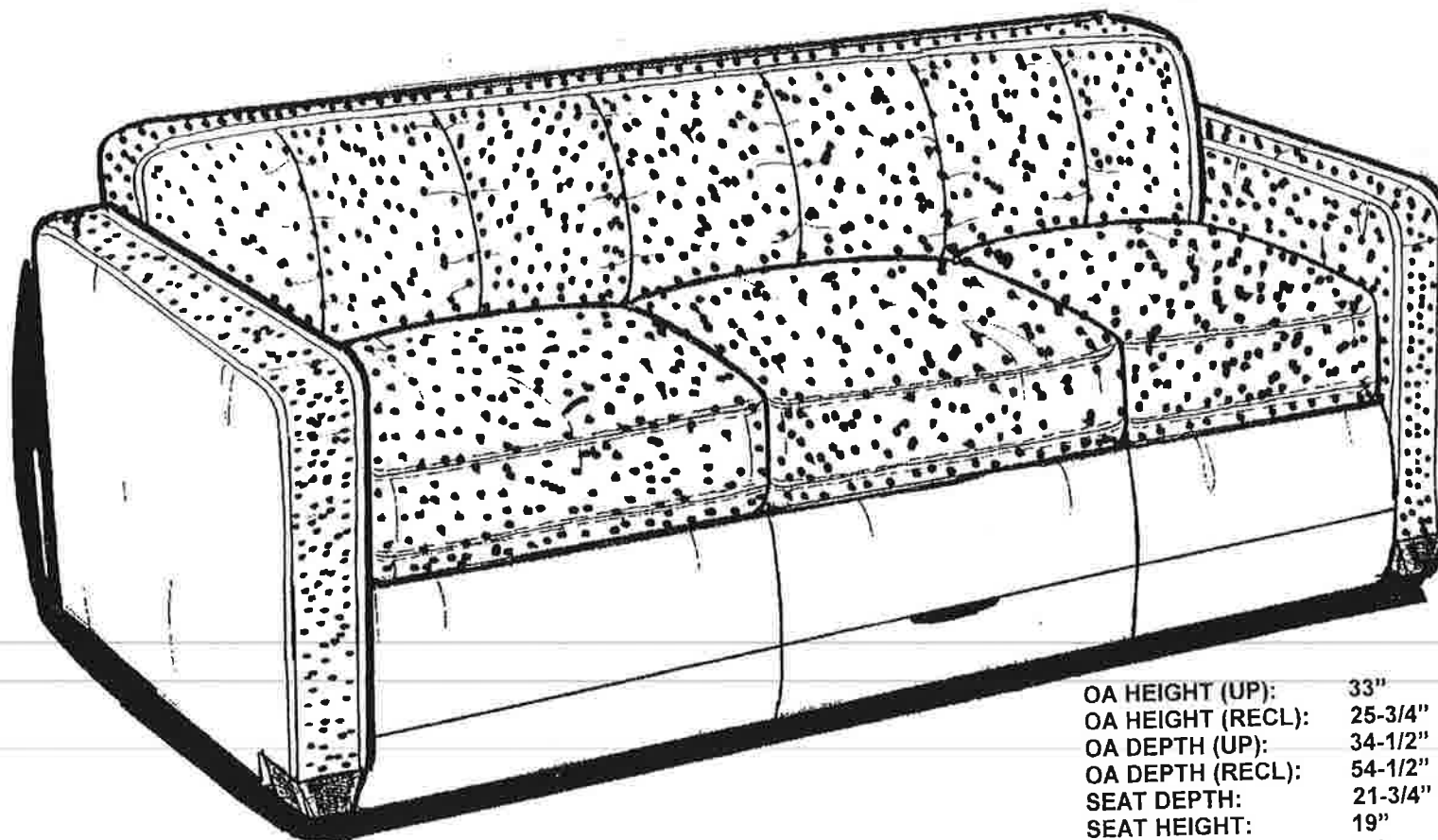




Etch Aire

Industrial Design Sketch

ISSUED: 4-01-2008



	= INSIDE
	= OUTSIDE
, INCLUDING WELTS	

OA HEIGHT (UP):	33"
OA HEIGHT (RECL):	25-3/4"
OA DEPTH (UP):	34-1/2"
OA DEPTH (RECL):	54-1/2"
SEAT DEPTH:	21-3/4"
SEAT HEIGHT:	19"
SEAT WIDTH:	66"
ARM HEIGHT:	25-3/4" from floor
OA WIDTH:	74"
WEIGHT:	154 lbs.
Measurements taken on flat floor	

 **Flexsteel**
America's Seating Specialist

5920-66MB
Newmar

Confidential
Property of  **Flexsteel**
America's Seating Specialist