


ISSUED: 7-14-15



4611R-DNEP

OA HEIGHT (UP):	34-1/2"
OA DEPTH (UP):	29"
SEAT DEPTH:	19-1/2"
SEAT HEIGHT:	20"
SEAT WIDTH:	25-1/2" closed / 49" extended
ARM HEIGHT:	25-3/4"
OA WIDTH:	43" closed / 66-1/2" extended
WEIGHT:	198 lbs.

*Measurements taken on flat floor.



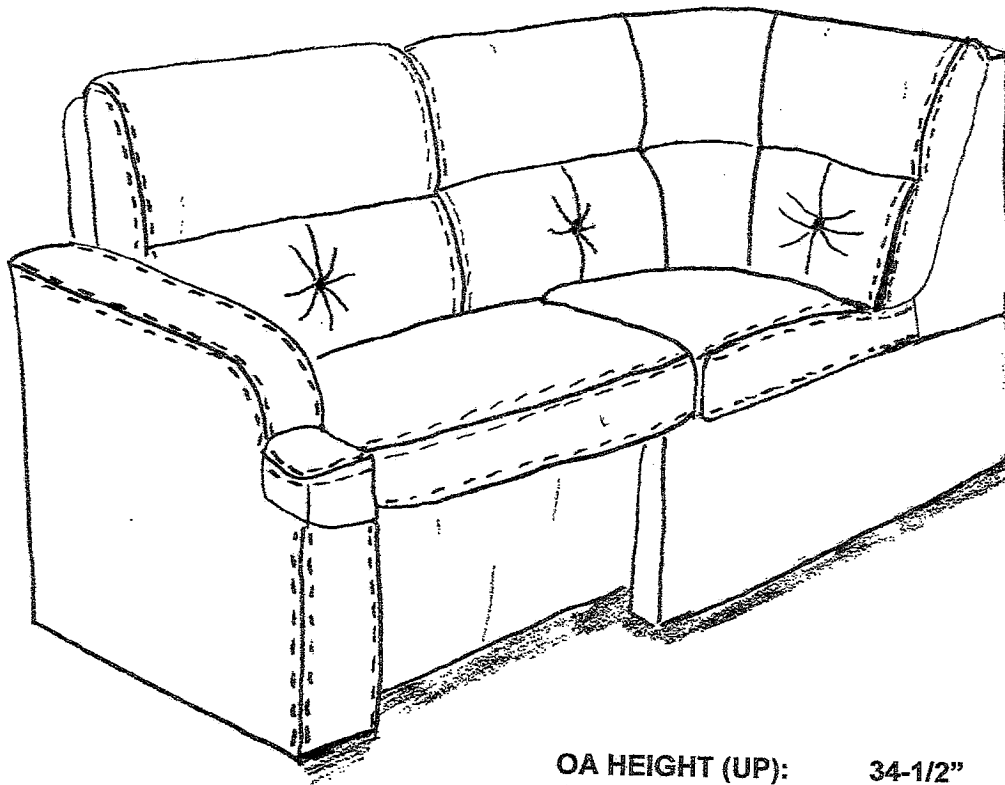
Flexsteel.
America's Seating Specialist

Newmar – "2016" Dutch Star

Confidential

Property of  **Flexsteel**
America's Seating Specialist

ISSUED: 7-14-15



4611L-DNEP


OA HEIGHT (UP):	34-1/2"
OA DEPTH (UP):	29"
SEAT DEPTH:	19-1/2"
SEAT HEIGHT:	20"
SEAT WIDTH:	25-1/2" closed / 49" extended
ARM HEIGHT:	25-3/4"
OA WIDTH:	43" closed / 66-1/2" extended
WEIGHT:	198 lbs.

*Measurements taken on flat floor.



Flexsteel
America's Seating Specialist

Newmar – "2016" Dutch Star

Confidential
Property of  **Flexsteel**
America's Seating Specialist