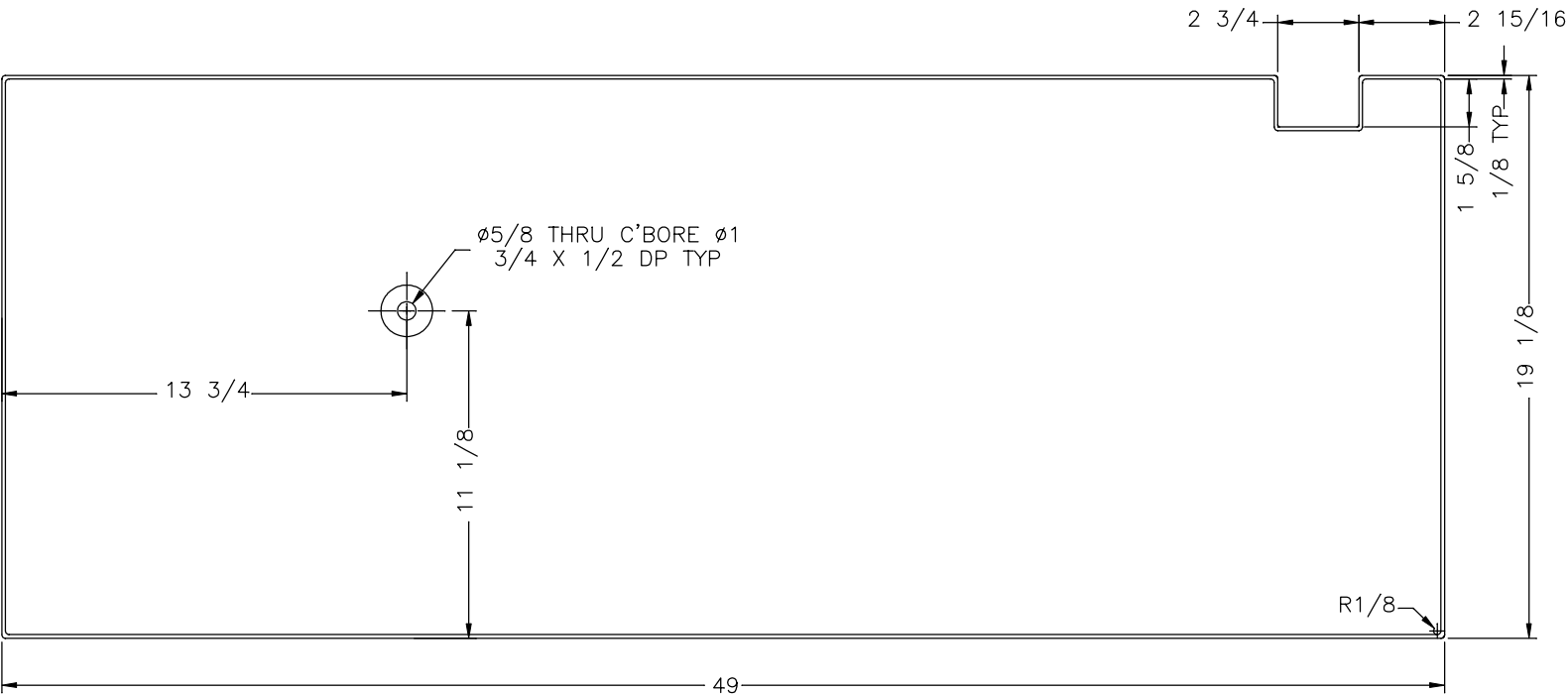
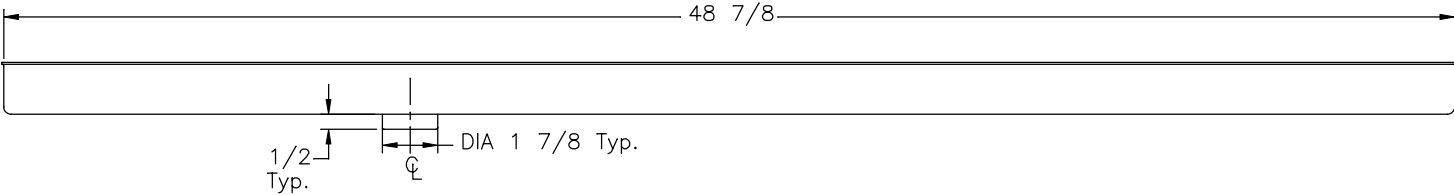


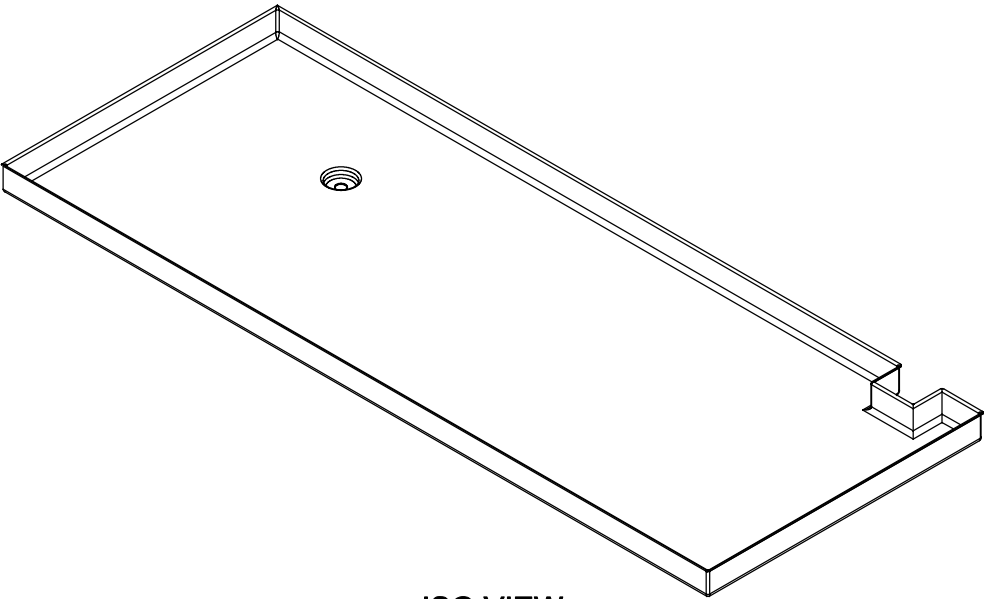
| ITEM # | QTY | NEWMAR # | DESCRIPTION                            |
|--------|-----|----------|--|
| 1      | 1   | 135145   | WATER WORKS PAN, PLASTIC, WHITE, 1/16" |



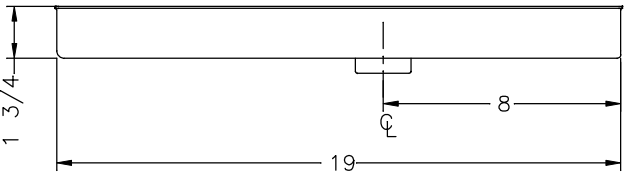
TOP VIEW



FRONT VIEW



ISO VIEW



SIDE VIEW

NOTE:  
1. MATERIAL THICKNESS IS 1/16" AND MUST BE SMOOTH WHITE.  
2. PAN FITS THE 52" WATER WORKS COMPARTMENT.

|  |                        |  |                 |                   |   |                |
|--|------------------------|--|-----------------|-------------------|---|----------------|
| <b>NEWMAR CORP</b><br>P.O. Box 30,<br>Nappanee, IN. 46550<br><br>UNITS: INCHES<br>TITLE BLOCK: 1TB | Model: (P360)          | Sheet 2 OF 2                           | Drawn by: M. W. | Checked by: M. W. | Revision: REMOVED SANICON HOSE NOTCH AND CHANGED PART # TO 135145 ILO | By: T. S.      |
|  | MA DP                  |  |                 |                   | 127562 (ECO #99)  | Date: 6/15/16  |
|  | Title: WATER WORKS PAN | I.D. # 2016\HE\FRAME\PARTS\MADP_WW_PAN | Date: 2/4/15    | Date: 2/4/15      | Revision: MOVED ISO VIEWS TO STANDARD AND OPTIONAL PAN SHEETS         | By: J. K.      |
|  |                        |  |                 |                   |   | Date: 10/13/15 |