

PADDLE ARM 2.0

TOP STITCH

BASEBALL STITCH

BAND W/ TOP STITCHES

ACCENT PERF

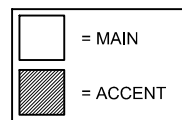
BASEBALL STITCH

LOGO

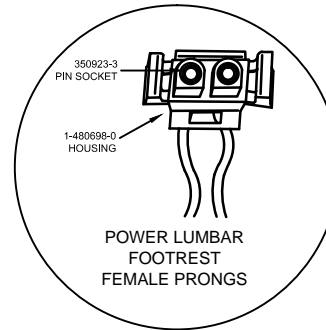
TOP STITCH

BASEBALL STITCH

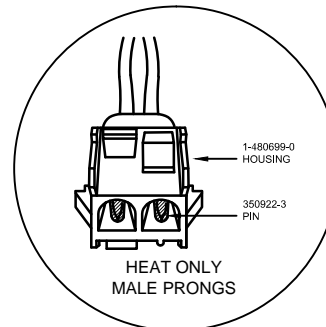
CUT OUT
SEAT FOAM WEDGE



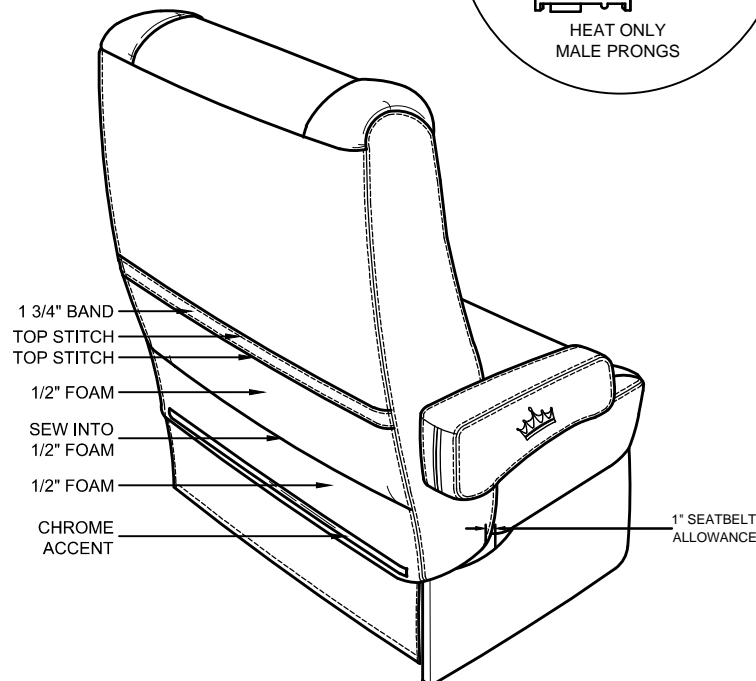
CUT PATTERN	
BACK FRAME NO.	
BASE FRAME NO.	
WOOD PATTERN	



POWER LUMBAR
FOOTREST
FEMALE PRONGS



HEAT ONLY
MALE PRONGS



1 3/4" BAND

TOP STITCH

TOP STITCH

1/2" FOAM

SEW INTO

1/2" FOAM

1/2" FOAM

CHROME

ACCENT

1" SEATBELT
ALLOWANCE