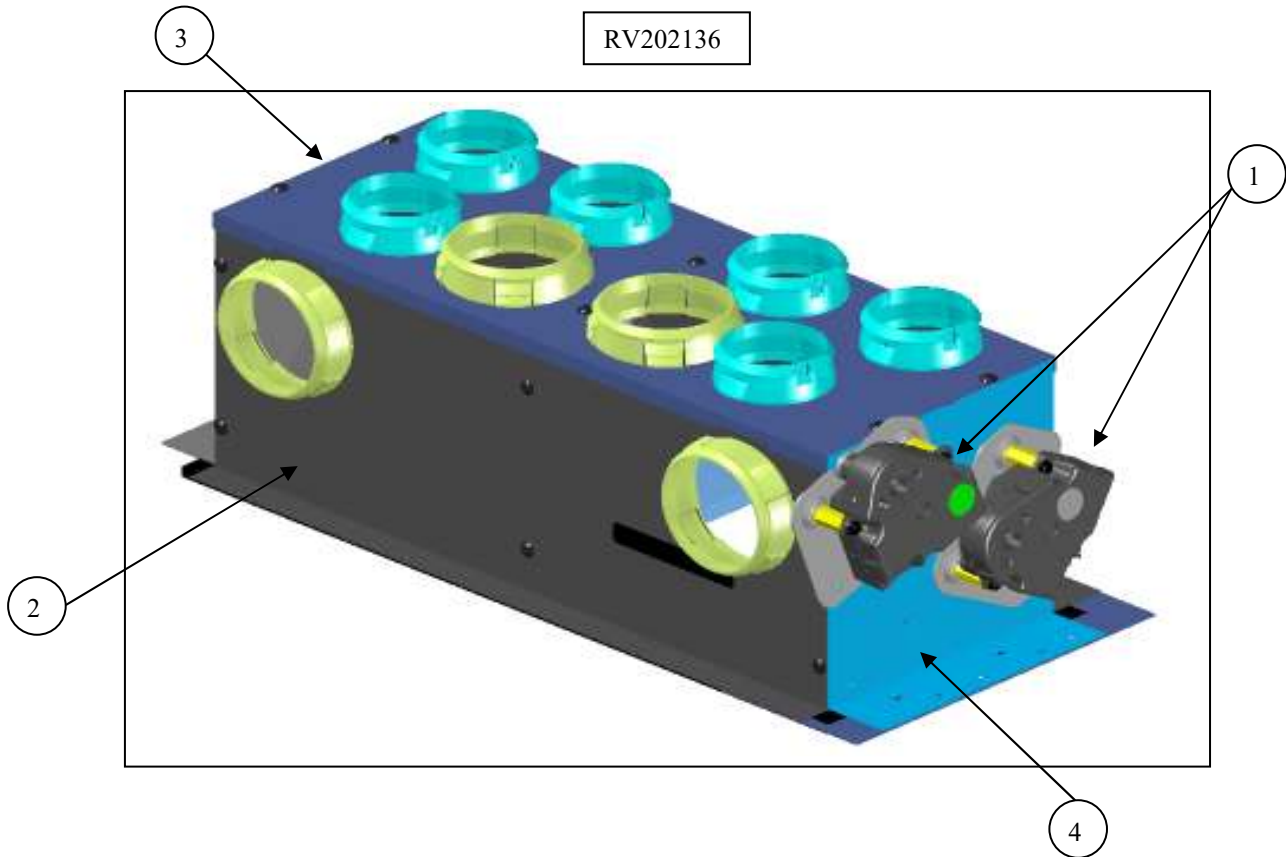


DZDB, Can Bus Dash System Assembly

Part Number: RV213914

Started around July 2019 to present.

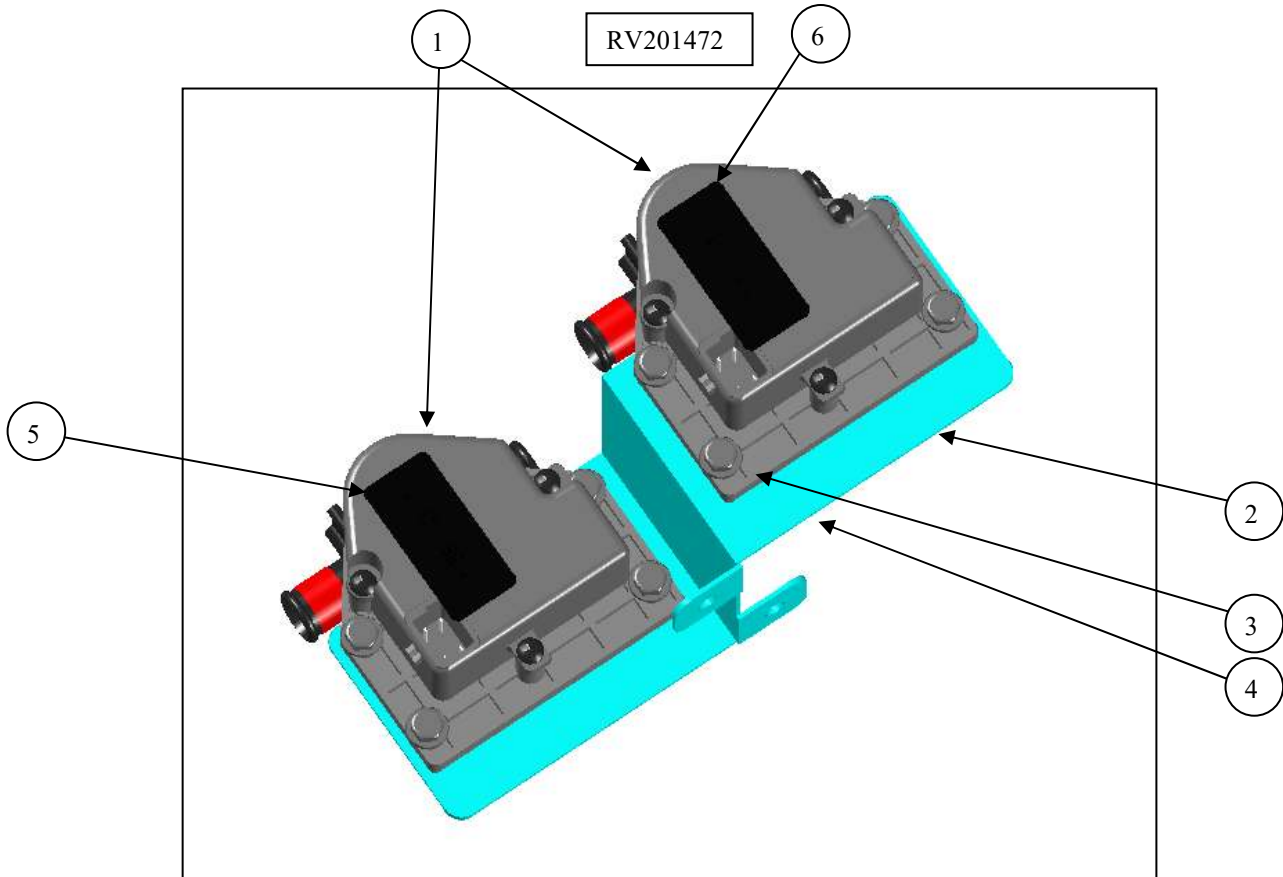


#	PART NUMBER	DESCRIPTION
1	HV037917	Motor,112 Degree Actuator Red "N"
2	RV202144	Cover, Assembly Side – Coated (comes with (2) 07 000 741 hose adaptors)
3	RV201351	Cover, Assembly Top (comes with (2) 07 000 741 hose adaptors and (6) 07 000 055 hose adaptors)
4	RV202139	Duct, Assembly – Coated (this needs the RV012763, 764, 765, & 766 foam put on it)

DZDB, Can Bus Dash System Assembly

Part Number: RV213914

Started around July 2019 to present.

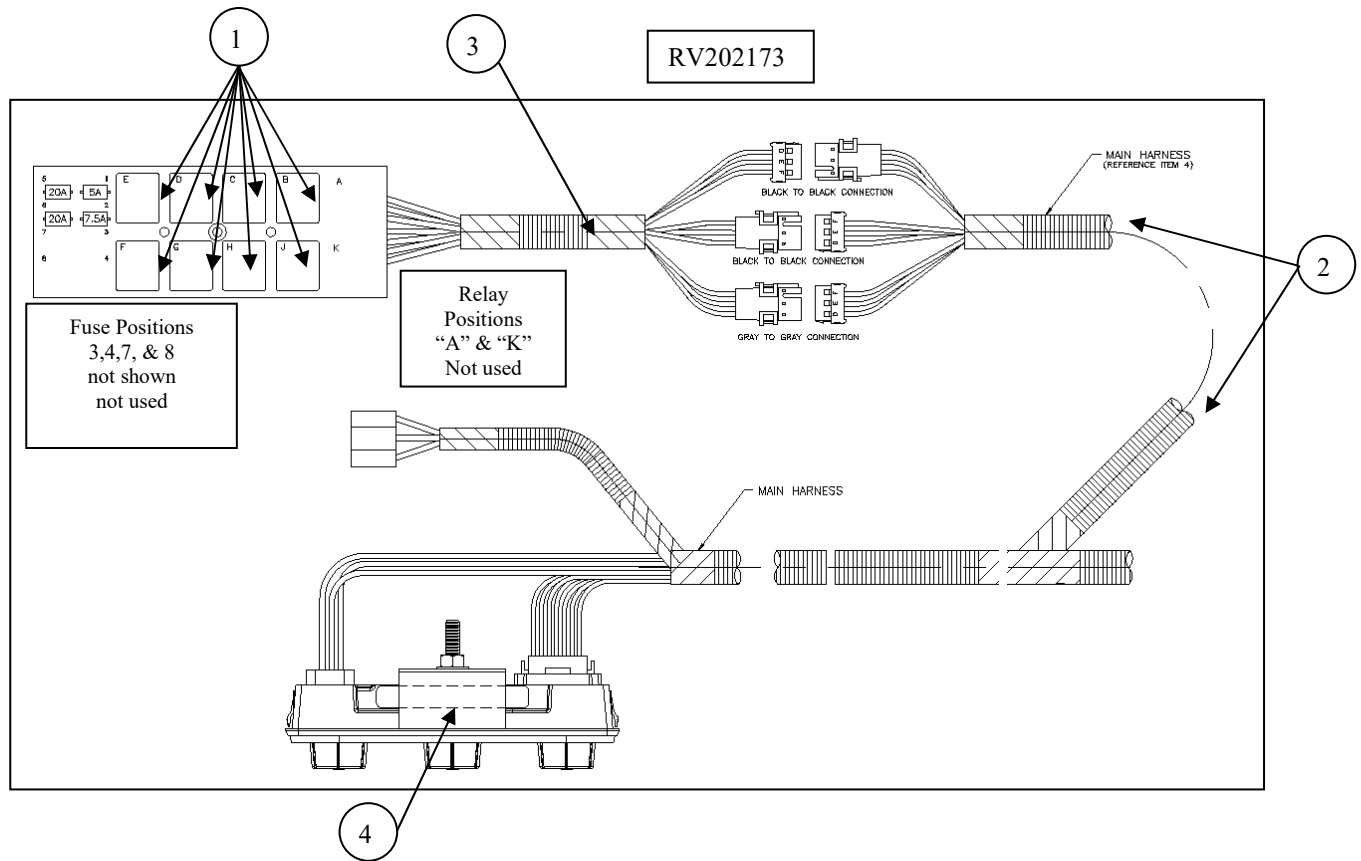


#	PART NUMBER	DESCRIPTION
1	RV202034	Water Valve Assembly
2	RV011961	Bracket, Water Valve
3	HV026848	Bolt, 1/4-20 x 5/8 Ser Hex Zin (8 total)
4	GM271172	Hex Nut, 1/4-20 w/ Washer (8 total)
5	RV012000	Label, Passenger
6	RV012001	Label, Drivers

DZDB, Can Bus Dash System Assembly

Part Number: RV213914

Started around July 2019 to present.




#	PART NUMBER	DESCRIPTION
1	RV012797	Relay, w/Diode
2	RV012802	Harness, DZDB Globus control
3	RV012801	Harness, Fuse Panel
4	RV012741	Control Panel, Horizontal 3 Knob
5		

DZDB, Can Bus Dash System Assembly

Part Number: RV213914


Started around July 2019 to present.

PB213195



1

2



3



PB213914

RELAY	FUNCTION	FUSE #	AMPS	FUNCTION
B	DRIVER LOCKOUT RELAY	1	15	COOLANT VALVE CONTROL SYSTEM
C	A/C CLUTCH RELAY	2	7.5	MAIN HVAC SYSTEM
D	TEMPERATURE CONTROL OVERRIDE RELAY	5	20	PASSENGER BLOWER SYSTEM
E	PASSENGER HIGH SPEED OVERRIDE RELAY	6	20	DRIVER BLOWER SYSTEM
F	PASSENGER LOCKOUT RELAY			
G	PASSENGER HIGH SPEED RELAY			
H	PASSENGER OVERRIDE BLOWER RELAY			
J	DRIVER HIGH SPEED RELAY			

4

#	PART NUMBER	DESCRIPTION
1	HV034826	Elb, 90 5/8 ID 5.25 x 2.75" Heater Hose
2	RV012090	Owner's Manual, Dual Zone
3	RV012803	Harness, PS DZDB Globus control
4	RV012808	Label, Fuse Decal
5		
6		
7		
8		