

1972  
The "Going" is Great!

# *Kountry Aire*

## TRAVEL TRAILERS



NEWMAR INDUSTRIES INC.

PHONE 219 773-7791

P. O. BOX 30

NAPPANEE, INDIANA 46550





**Kountry Aire**

STYLE . . . The styling means a lot in the design of a Kountry Aire Travel Trailer which is well balanced, making it easier for towing and living. The exterior has many flowing colors to choose from, making it possible to have a beautiful exterior. The interior has a selection of long lasting fabrics, prefinished paneling and high quality appliances.



**Kountry Aire**

STYLE . . . The styling means a lot in the design of a Kountry Aire Travel Trailer which is well balanced, making it easier for towing and living. The interior has many flowing colors to choose from, making it possible to have a beautiful interior. The interior has a selection of long lasting fabrics, prefinished paneling and high quality appliances.





## FLOOR PLANS — WITH THE TRAVELER IN MIND

17 Floor Plans From Which To Choose.  
All With Plenty Of Storage Space.  
All Units Self-Contained.

### 21' MODELS

6 cu. ft. gas-electric refrigerator, 22,000 BTU heater, 4 burner range with bi-fold lid, glass oven door, 6 gallon gas water heater, 30 gallon pressure water tank with air compressor, shower, lavatory, marine stool with holding tank, 70 amp battery with case and 12 volt converter, .030 metal, carpeting, 8 ply rated tires, tandem axles, 12" brakes, shocks, double sink, reinforced A frame, 30 lb. gas bottles, automatic changeover regulator.

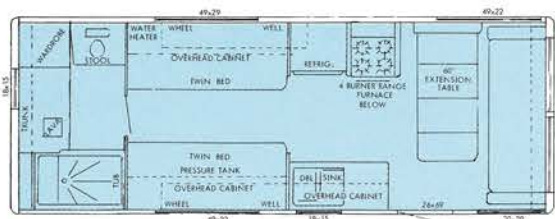


23' CENTER BATH

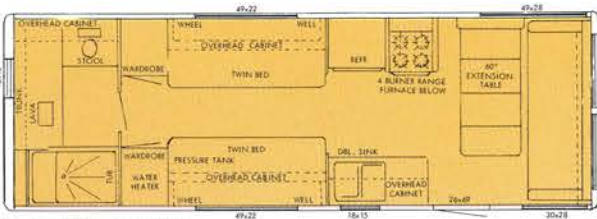
### 23' MODELS - CENTER BATH & REAR BATH

### 25' MODELS - CENTER BATH & REAR BATH

6 cu. ft. gas-electric refrigerator, 22,000 BTU heater, 4 burner range with glass oven door, 8 gallon gas-electric water heater, 30 gallon pressure water tank with air compressor, shower, lavatory, marine stool with holding tank, carpeting, 70 amp battery with case and 12 volt converter, .030 metal, 12 volt power fan in bath, 8 ply rated tires, tandem axles, 12" brakes, shocks, double sink, reinforced A frame, 30 lb. gas bottles, automatic changeover regulator.



23' REAR BATH  
FRONT DOOR

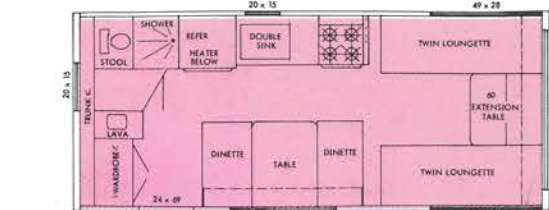
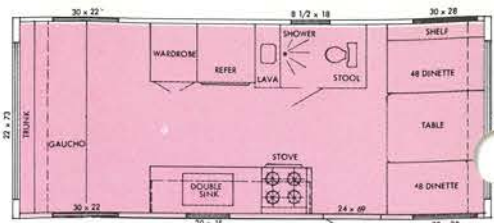


25' REAR BATH  
FRONT DOOR

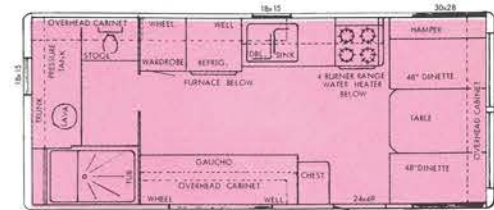
### 23' MODELS

### 25' MODELS

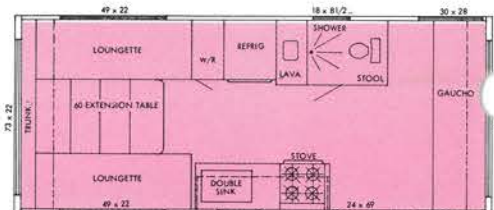
### 21' SIDE BATH



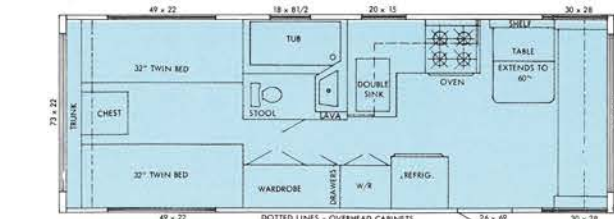
21' REAR BATH  
REAR DOOR



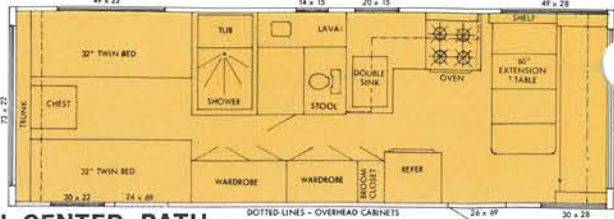
21' REAR BATH  
FRONT DOOR



21' TWIN LOUNGE



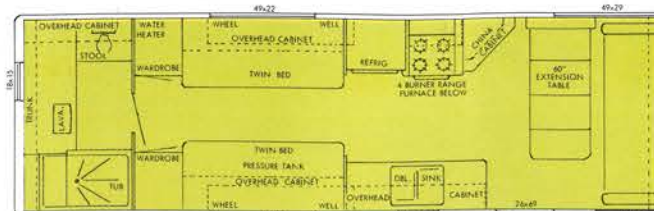
23' CENTER BATH



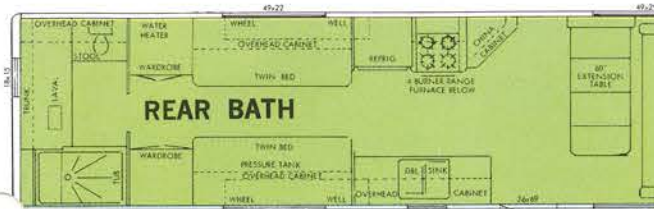
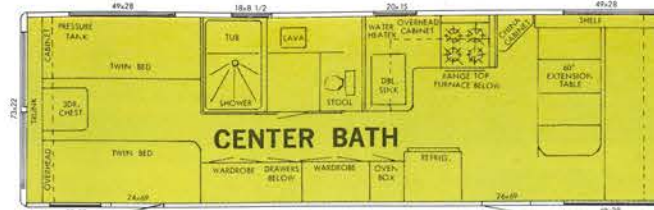
25' CENTER BATH

The "Going" is Great!  
With A

**Kountry Aire**  
TRAVEL TRAILER



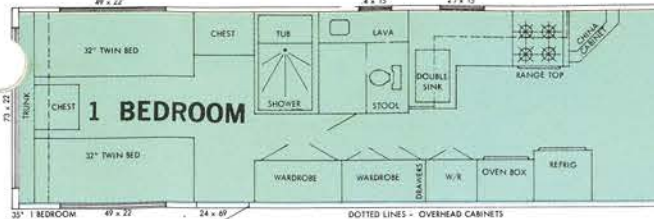
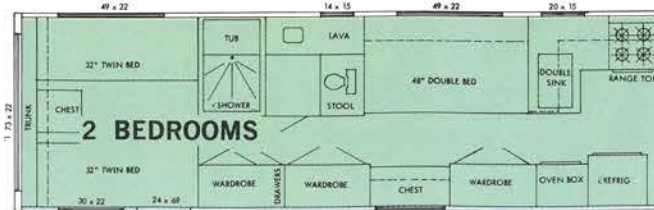
### 27' MODELS



### 29' MODELS



### 35' MODELS



27' CENTER BATH

### 27' MODELS 29' MODELS

6 cu. ft. gas-electric refrigerator, 30,000 BTU heater, 4 burner range with wall mounted oven, glass oven door, 8 gallon gas-electric water heater, 30 gallon pressure water tank with air compressor, shower, lavatory, marine stool with holding tank, carpeting, 70 amp battery with case and 12 volt converter, .030 metal, 12 volt power fan in bath, 8 ply rated tires, tandem axles, 12" brakes, shocks, double sink, reinforced A frame, 30 lb. gas bottles, automatic changeover regulator.

### 35' MODELS — 1 BEDROOM

### 35' MODELS — 2 BEDROOMS

6 cu. ft. gas-electric refrigerator, 30,000 BTU heater, 4 burner range with wall mounted oven, glass oven door, 8 gallon gas-electric water heater, 30 gallon pressure water tank with air compressor, shower, lavatory, marine stool with holding tank, carpeting, 70 amp battery with case and 12 volt converter, .030 metal, 12 volt power fan in bath, 8 ply rated tires, tandem axles, 12" brakes, shocks, double sink, reinforced A frame, 30 lb. gas bottles, automatic changeover regulator.




# Kountry Aire

## Engineering - Construction

### FEATURES


A. 1. 70 amp. Battery; 2. 30 amp. Converter; 3. 12 v. Light; 4. Back-up Lights (2); 5. Breaker-Box; 6. Lead-in Cord; 7. Combination Chrome Rear Bumper & Hose Carrier; 8. Safety-glass awning windows; 9. .030 Prefinished Aluminum Exterior.



B. 1. Underside .030 Prefinished Aluminum with 1½" spun fiberglass insulation with vapor barrier board; 2. ½" Black-pipe Gas Line to your appliances; 3. Foldaway Steel Door Step; 4. Tandem Axle with 5000 lb. Hub group per axle; Heavy-duty Leaf-spring suspension with centerload equalizer; 5. Heavy-duty 15" wheels with high capacity, heavy duty shocks and 12" electric brake systems; 700 x 15 8-ply rated white sidewall Tires; 6. Heavy-duty 2 5/16" Coupler and Jack, 6" electrically welded seamless tubular frame; 7. Heavy-duty reinforced 3rd member A-Frame.



C. Sidewalls formed in single unit; all walls and floor of 2 x 2 construction on 16" centers with reinforced screwed belt rails; 2 x 4 rafters with 5/8" plywood center construction; 1½" Fiberglass Insulation in floor and walls, 3" in ceiling; All-weather board in roof and floor; Floor is glued and screwed at all points.



# Kountry Aire



## Specifications

### EXTERIOR

.030 Prefinished exterior aluminum — Gold anodized exterior insert — Engineer designed caps and radius corners — Fully covered heavy aluminum under chassis — Roof seams fully coated — Wheelwells fully insulated — Storage trunk with light — Various models pre-wired for maximum equipment including air conditioning — Fold-away steel door step — Wheel covers — Awning rail — Safety glass in windows — Snap in exterior trim — ICC Cluster and side running lights — Four large tail lights — Two stop lights — Two back-up lights.

### INTERIOR

Beautiful vinyl decorator finished paneling for easy care — Telephone-type shower with shutoff — Ample wardrobe and drawer storage space — Convenient overhead cabinets with shelves — Heavy-duty folding doors — Folding chairs in 25 ft. through 35 ft. models — Mirror in kitchen — Molded fiberglass tub or shower — Medicine cabinet with mirror — Stainless steel lavatory in bath with mixing faucet — Built in laundry hamper (var. models) — Full length screen doors on all doors — Forced air heating system — Indirect lighting in living room — Removable window screens — 6 cubic foot combination gas & electric refrigerator with freezer compartment standard, (7½ cu. ft. model optional) — Double stainless steel sink with mixing faucets — 4 burner plate range and oven with see-through glass door — Folding cover on plate range — Twin or double innerspring mattress.

### CHASSIS & RUNNING GEAR

6 inch electrically welded seamless tubular frame — Heavy duty reinforced 3rd member A-Frame — Heavy duty 2 5/16 coupler and jack — Combination chrome rear bumper and hose carrier — Heavy duty leaf springs suspension with center load equalizer — Tandem axle on all Kountry-Aire models — 5000 pound hub group per axle — Heavy duty 15 inch wheels — Heavy duty high capacity shocks on all wheels — 12 inch electric brake systems — 700 x 15 - 8 ply rated tires.

### BODY CONSTRUCTION

All walls and floor of 2 x 2 construction on 16 inch centers with reinforced belt rails — 2 x 4 rafters with 5/8 plywood center construction — 1½ inch fiberglass insulation in floor and walls — 3 inch fiberglass insulation in ceiling — Vinyl decorator finished plywood — All weather board in roof and floor — Floor is glued and screwed at all points.

### ELECTRICAL, PLUMBING AND HEATING

110 volt and 12 volt lighting system with converter in all Kountry-Aire models — Heavy duty battery and locking case — Readily accessible power service breaker panel — Weatherproof exterior single patio outlet — Indirect lighting in living room — TV lead-in jack — All grounded convenience outlets and switches — 25 foot 110 volt power supply cord — Two 28 pound L.P. gas tanks and automatic changeover regulator — High capacity heating system with blower — Forced air above floor ducting system with adjustable registers — 30 gallon water pressure system with air compressor — 8 gallon gas and electric water heater in 23 ft. through 35 ft. models — 6 gallon water heater in 21 ft. models — All copper lines inside on hot and cold water system — Non-corrosive approved plastic drain and sewage plumbing — Trapped and ventilated plumbing system — Marine gravity-type toilet with holding tank.

Specifications subject to change without notice.



# *Kountry Aire*

MINIMUM AIR RESISTANCE EASY-PULLING  
TRAVEL TRAILERS



**23' ONE-DOOR CENTER BATH HIGH QUALITY**

Well-built with Trouble Free Exterior.



**27' TWO-DOOR CENTER BATH**

Very Smart Looking with Front Awning.

**NEWMAR INDUSTRIES INC.**

**P. O. BOX 30**

**NAPPANEE, INDIANA 46550**