

1981



Kountry Aire® mini motor homes ...where the going is great!



Truly handsome mini motorhomes that are also tough. They're pure white with a gold accent outside and are comfortably arranged and color clad inside. There are six tasteful decors in combinations of persimmon, blue, gold, green, brown and silver.

They also offer ducted heat from solid state furnaces; abundant storage areas; plenty of dining space ample lighting in both 12 volt and 110 volt systems; fully equipped bath rooms; 100% carpeting; comfortable, thick cushioned chairs, sofas and mattresses; a bath room door with towel bars and a magazine rack built in; and other features and innovations designed to make living comfortable at all times. The Kountry Aire mini is nice to drive and when you add the livable comfort conveniences the going is really great.



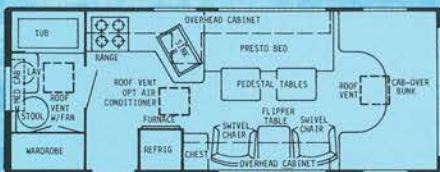
This 23 ft. rear bath model has a presto bed with drop leaf table and two swivel chairs.



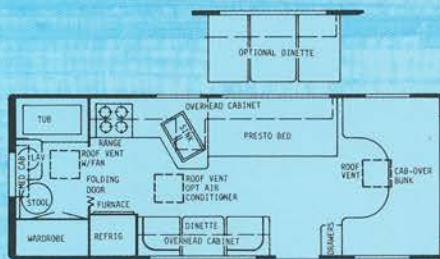
Kountry Aire mini models are self-contained on your choice of chassis (Chevrolet or Ford). Depending on the floor plan and options you choose, there's a model that will sleep 2, 4 or 6 people. The Kountry Aire is designed to be superior, equipped to be one of the best, and constructed for strength, balance and looks. It is the mini that makes going the greatest.



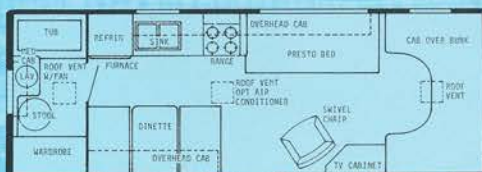
FLOOR PLANS



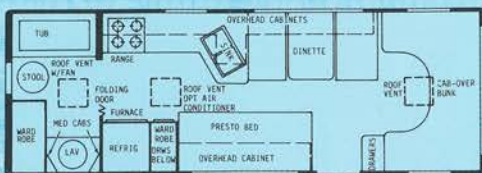
23RBRD - DRY WT. 8900 lbs. (approx.) - OVERALL LENGTH 24' 4"



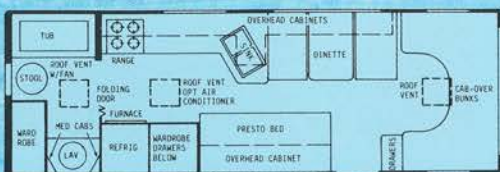
23RB - DRY WT. 8900 lbs. (approx.) - OVERALL LENGTH 24' 4"



26RBD - DRY WT. 9300 lbs. (approx.) - OVERALL LENGTH 26' 4"



26RB - DRY WT. 9300 lbs. (approx.) - OVERALL LENGTH 26' 4"



28RB - DRY WT. 10,000 lbs. (approx.) - OVERALL LENGTH 27' 4"



Reasons why a Kountry Aire mini is especially attractive.

Automotive reasons:

Power steering - cruise control - air conditioning - 4-wheel power brakes - automatic transmission - tinted safety glass - dual rear wheels - tilt wheel.

Interior reasons:

6 cu. ft. gas/electric refrigerator - 4 burner oven range - drapes, valances and pull down shades - double stainless steel sink - complete bath with lavatory, medicine cab., tub and/or shower - complete carpeting - choice of 6 decors - power vent in bath - vinyl coated paneling.

Exterior reasons:

All white aluminum exterior with radius corners and smooth design - gold accent insert stripe - radius corner, sliding windows - 24" door with screen door - double fold-away steps - lockable exterior storage compartment.

Convenience reasons:

12V/110V electrical systems - 22,000 BTU furnace with blower, thermostat and ducted heat - marine type toilet - demand water system - water heater - 2 holding tanks.

Safety reasons:

Emergency escape exit - running lights all around - safety glass in all windows - large side mirrors - safety belts.

Optional reasons:

Roof air conditioning - AM/FM stereo radio - TV antenna - 4000 watt generator - bucket type driver and passenger seats.

All features and options are not listed here. Some features shown in photographs are not standard. Features and specifications are subject to change without notice.

Each Kountry Aire meets all requirements of the RVIA, Recreational Vehicle Industry Asso.; the ANSI, American National Standards Institute and state and federal codes.



Newmar Industries, Inc.
P.O. Box 30
Nappanee, Indiana 46550

YOUR DEALER: