

London Aire[®]



Luxury Mini Motorhomes

A WORLD AHEAD . . .



READY TO GO ...

Even before you enter the Luxury London Aire Mini Motorhome you know it's special. The baked-on dove gray exterior aluminum is truly unique and beautiful. Aerodynamic lines with rounded corners provide smooth exterior appearance, less wind resistance on the road, and improved gasoline mileage. The London Aire Mini is designed to travel the road to your heart's content, with minimum buffeting and wind-shearing that plague many coach owners. The ride is smoother, you arrive rested, refreshed, and ready to enjoy your "home away from home."

The London Aire superstructure is a truss type construction with all aluminum sidewall and contoured perimeter. Interior construction includes aluminum roof ribs with straight inner wall design. Double insulation is home-style fiberglass and a thermo board attached to exterior skin metal to effectively shield both hot and cold temperatures. Exterior trim moldings are anodized heat-treated metal similar to today's automotive design. In addition there is a 25-gauge aluminum underbelly below the floor and, of course, angle steel is framed to chassis before floor mounting.

WON'T YOU COME IN...

When you step inside the London Aire, you immediately realize it is **solid** luxury. Solid because the floor is doubled $\frac{5}{8}$ inch glued and bolted to the outriggers. Interior sidewalls are a full $\frac{1}{4}$ inch quality paneling which is glued and screwed to the aluminum rib truss superstructure.

MAKE YOURSELF COMFORTABLE...

Comfortable indeed. The understated luxury of London Aire interiors is beautiful. Not flashy or garish, but quiet-class that is all pervasive. You may choose from color schemes which include Plantation Cocoa - Seafoam Green - Dusty Rose - Sapphire Blue - and Champagne Accent. Beautiful fabrics, elegant draperies, couches and chairs that spoil you with comfort, and wipe clean with a damp cloth, and finally, rich, thick carpeting. But it's just the beginning, for, like beautiful homes, what you don't see adds to your comfort and well-being. But, we'll get to that a little later.



London Aire



EVERY COACH IS HANDCRAFTED...

Look around a bit more. Notice the oak paneling. And the $\frac{3}{4}$ inch solid oak cabinet frames with 1 inch solid oak cabinet fronts ($\frac{1}{4}$ inch oak paneling glued over $\frac{3}{4}$ inch solid wood). Even the cabinets are mounted to the aluminum truss superstructure of the sidewall and ceiling with special self-tapping screws. Solid. Then there is a tile floor covering at cabinet bottom for easy cleaning. All overhead cabinets have double bottoms as well.

AMENITIES ABOUND...

In addition to your microwave, you'll find a four-burner kitchen range with a pilot light for the oven and top burners. The gourmet kitchen has a single swivel lever faucet and plenty of work area. This may be a mini, but it has maxi everything! Even the gas/electric refrigerator is larger than those usually found in a mini motorhome.



London Aire



NICE TOUCHES...

Would milady like a microwave, a blender, perhaps tinted windows, perfect accoustics for the AM/FM cassette stereo or quiet conversation, air conditioning, electronic furnace, lighted vanity in the bath, power TV antenna and more? Good, because most are standard items in every London Aire produced! Raining outside? Let the fresh air in with the awning style tinted windows.



Audiovox AM/FM cassette sound system.



ONAN 110V, 4000W generator.



Custom designed Zip Dee awning.



Dometic Microwave (convection or space-saver microwave also available).



FIVE NEW DECOR COLORS

- Plantation Cocoa
- Seafoam Green
- Dusty Rose
- Sapphire Blue
- Champagne Accent

AND THERE'S MORE...

London Aire fiberglass bath tubs and showers were custom-designed and custom-built to fit our coaches and to fit you! Tub and sink have home-style overflow, and you have 30-gallons of fresh water, demand style, with double waste-holding tanks. There is an automatic on-off micro switch for convenient wardrobe lighting. In addition, your lighting package includes indirect 12-volt fluorescent lighting built right into the foam, custom-back ceiling. Restful. You also have lighting where you need it most, one under the outside entry step and one beside the entry door. All lighting is standard, including generous exterior running lights. Finally, when you snuggle in for the night, the generous sized cab-over bed has more than two full feet of clearance from mattress to ceiling.



FIVE 27' LONDON AIRE MODELS OFFER THE FOLLOWING ATTRIBUTES AND ACCOMMODATIONS

THE LIVING/SLEEPING AREAS

Sculptured carpeting with pad • Overhead bed with thick foam mattress surrounded by 3 windows • Swivel captains chair in cab • Comfortable sofa bed • Swivel chair & TV cabinet in living area (some models) • Large dinette (converts into bed, some models) • Removable pedestal tables • Wood woven shades with valance on windows.

THE KITCHEN

Natural oak cabinetry • Oven/range with bi-fold cover and lighted, power vented hood • Stainless steel sink with single lever faucet • Refrigerator with freezer • Pull-out pantry • Sculptured carpeting • Wood drawers with separated silverware area.

THE BATH

Large fiberglass tub with shower • Telephone-type, adjustable height shower head • Home style lavatory with medicine cabinets and 3 mirrors • Light bar over vanity • Oak vanity cabinet • Large linen closet • Stool with padded lid • Carpeting • Power vent.

THE EXTERIOR AND CONSTRUCTION

Dove gray baked on enamel exterior • Welded aluminum superstructure • 4 tail lights with backup lights • Automotive-type chrome bumper • Chrome spare tire cover • Rear exterior storage • 25' exterior power cord • 65 lb. L.P. gas bottle with gauge • Tinted awning type safety windows.

SPECIAL STANDARD ATTRactions

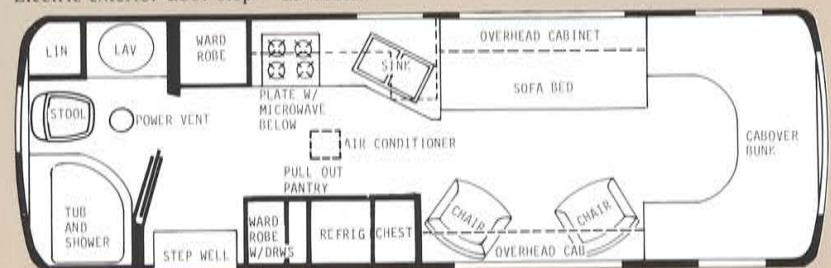
Self contained with dual holding tanks • 13,500 BTU air conditioning • High performance water heater • 2-door gas-electric refrigerator • AM-FM stereo with 10 oz. speakers and cassette • Power rotating TV antenna • Automatic lights in wardrobes • 12-volt fluorescent lighting • Total insulation • R-7 sidewalls • R-14 ceiling & floors • Five decors including Plantation Cocoa, Seafoam Green, Dusty Rose, Sapphire Blue and Champagne Accent.

AUTOMOTIVE SPECIAL STANDARD ATTRactions

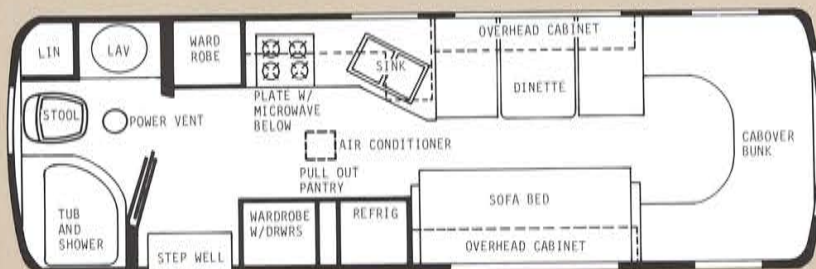
Comfort-tilt power steering • Power brakes • Automatic transmission • AM-FM stereo with cassette • Automotive air conditioning • Cruise control • Carpeted cab • Cushioned, rotating bucket seats • Dual rear wheels • Wheel covers.

SPECIAL OPTIONAL ATTRactions

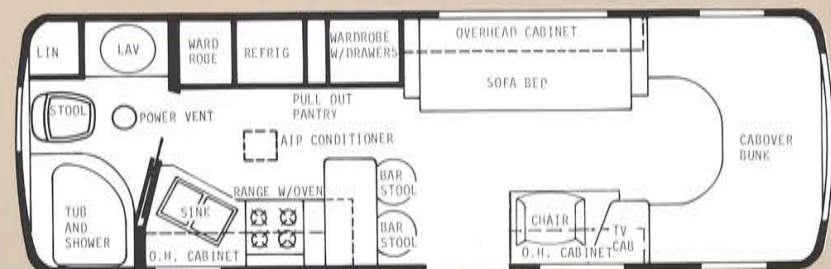
Central vacuum system • Garbage disposal • Water purifier • Monitor panel • Door bell • Microwave oven • Zip-Dee awning • Rear ladder with roof storage pod • Electric exterior door step • CB radio.



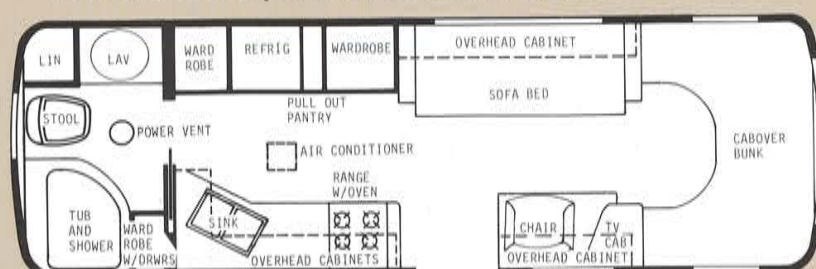
The 27' PRINCE 3 - Dry wt. 9600 lbs. - Overall length 26' 9"



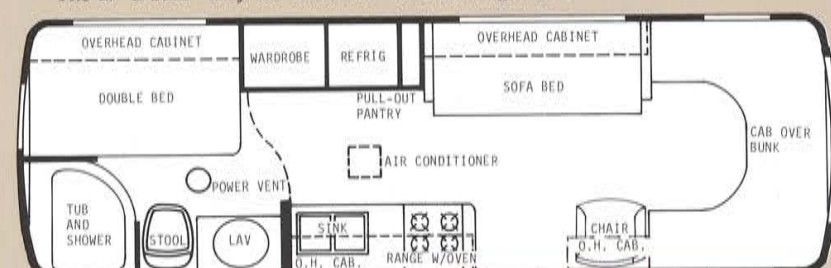
The 27' PRINCE 1 - Dry wt. 9600 lbs. - Overall length 26' 9"



The 27' DUKE - Dry wt. 9600 lbs. - Overall length 26' 9"



The 27' PRINCE 2 - Dry wt. 9600 lbs. - Overall length 26' 9"



The 27' PRINCESS - Dry wt. 9600 lbs. - Overall length 26' 9"



Newmar Industries, Inc.
P.O. Box 30
Nappanee, IN 46550

All features listed are not standard on all models. Some equipment shown in photographs is optional. All weights listed are approximate. Due to London Aire's policy of continuing improvements features and specifications are subject to change without prior notice.

Each London Aire meets all requirements of the RVIA, Recreational Vehicle Industry Association; the ANSI, American National Standards Institute; and all state and federal codes.



LONDON AIRE MINI HOME

	27' Princess	27' Prince I	27' Prince II	27' Prince III	27' Duke
Dry Weight	9,600 lb.	9,600 lb.	9,600 lb.	9,600 lb.	9,600 lb.
GVWR - Chevy	10,500 lb.	10,500 lb.	10,500 lb.	10,500 lb.	10,500 lb.
GVWR - Ford	11,000 lb.	11,000 lb.	11,000 lb.	11,000 lb.	11,000 lb.
Fresh Water	30 gal.	30 gal.	30 gal.	30 gal.	30 gal.
Gray Water	25 gal.	36 gal.	36 gal.	36 gal.	36 gal.
Sewage Water	36 gal.	25 gal.	25 gal.	25 gal.	25 gal.
Propane	65 lb.	65 lb.	65 lb.	65 lb.	65 lb.
Water Heater	6 gal.	6 gal.	6 gal.	6 gal.	6 gal.
Dimensions:					
Total Height	9' - 9"	9' - 9"	9' - 9"	9' - 9"	9' - 9"
Interior Height	78"	78"	78"	78"	78"
Exterior Width	94"	94"	94"	94"	94"
Interior Width	87½"	87½"	87½"	87½"	87½"
Total Length	26' - 10"	26' - 10"	26' - 10"	26' - 10"	26' - 10"
Mattress to ceiling in Cabover	25"	25"	25"	25"	25"
Exterior Storage	10 cu. ft.	10 cu. ft.	10 cu. ft.	10 cu. ft.	10 cu. ft.
Sleeping Capacity	6	5	4	4	4
Bed Sizes - Cabover	58" x 80"	58" x 80"	58" x 80"	58" x 80"	58" x 80"
Sofabed	41" x 74"	41" x 74"	41" x 74"	41" x 74"	41" x 74"
Dinette	—	34" x 72"	—	—	—
Double Bed	46" x 74"	—	—	—	—
Wheel Base - Ford	188"	188"	188"	188"	188"
Wheel Base - Chevy	179"	179"	179"	179"	179"

