

London Aire®



MOTORIZED
VEHICLES

'82



*Luxurious
motorized vehicles
aerodynamically
designed*

London Aire's flowing lines and aerodynamic contours give it a beautiful appearance with less wind resistance to make driving smooth and easy.

The interior is warm and rich. Natural oak paneling combined with soft decorator colors and fabrics give a pleasing feeling of comfort. The four basic decors with varying appointments, provide an array of coordinated combinations.

Darkly tinted windows give daytime privacy and a cool, comfortable feeling on warm days. The attractive and abundant window treatment adds to the overall sensation of cheerfulness in the London Aire Mini Motorhome.



Comfortable, plush swivel chairs for the driver and passenger may be positioned for casual conversation. The built-in TV cabinet makes this your own private entertainment center.



A spacious bathtub and shower combination, with an adjustable height shower head, makes your London Aire more livable. The oak vanity (shown here) features a large lavatory and soft complexion light with mirrored cabinets.



This microwave oven is a popular optional feature. It helps make meal planning and preparation quick, easy and efficient.



The plush, sculptured carpet, enhances the genuine woods and blends with the soft colors of the interior furnishings. Sofa, dinette and cabover all make comfortable beds for a refreshing night's rest.



LEFT
Beautiful inside and out, the London Aire motorized vehicle sports a dove gray, all-aluminum exterior, with a welded aluminum superstructure. This exterior is not only beautiful, but its aerodynamic design is exceptionally functional too.

FAR LEFT
Oak cabinets and cushioned floor tile greet you in an efficient kitchen. A handsome, glass door, oven/range combination, double-basin stainless steel sink, and spacious refrigerator begin the list of standard features. A larger

ATTRIBUTES AND ACCOMMODATIONS

in the four, 27' London Aire Mini Motorhomes

THE LIVING/SLEEPING AREAS

Sculptured carpeting with pad • Overhead bed with thick foam mattress, surrounded by 3 windows • Swivel chairs in cab • Comfortable sofa bed • Swivel chair & TV cabinet (some models) • Large dinette (converts into bed) • Removable formica top tables • Cushioned swivel chairs.

THE KITCHEN

Natural oak cabinetry • Oven/range with lighted, power vented hood • Stainless steel sink with single lever faucet • Refrigerator with freezer • Cushioned tile flooring • Pull-out pantry.

THE BATH

Large tub with shower • Telephone-type, adjustable height shower head • Lavatory with medicine cabinets and 3 mirrors • Light bar over vanity • Oak vanity cabinet • Large linen closet • Stool with padded lid • Cushioned tile flooring • Power Vent.

THE EXTERIOR AND CONSTRUCTION

Dove gray all-aluminum exterior • Welded aluminum super-structure • Duplex receptacle • 4 tail lights and backup lights • Automotive-type aluminum bumper • Chrome spare tire cover • Trunk and exterior storage • 25' exterior power cord • 65 lb. L.P. gas bottle • Tinted safety windows.

SPECIAL STANDARD ATTRACTIONS

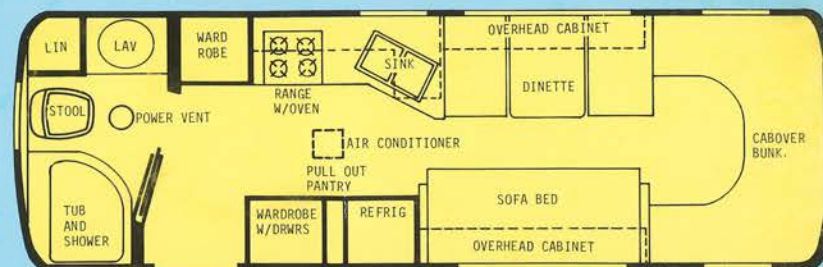
13,500 BTU air conditioning • High performance water heater • AM-FM radio with 10 oz. speakers and cassette • Power rotating TV antenna • Automatic lights in wardrobes • 12-volt fluorescent lighting • Total insulation • 4 Decors: Almond Brown, Burma Brown, Irish Setter Rust and Sea Swell Green.

AUTOMOTIVE SPECIAL STANDARD ATTRACTIONS

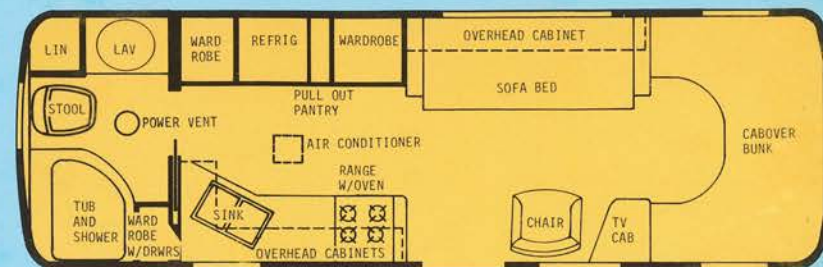
Power steering • Power brakes • Automatic transmission • AM-FM radio • Automotive air conditioning • Cruise control • Carpeted cab • Cushioned, rotating bucket seats • Dual rear wheels • Wheel covers.

All features listed are not standard on all models. Some equipment shown in photographs is optional. Due to London Aire's policy of continuing improvements, features and specifications are subject to change without prior notice.

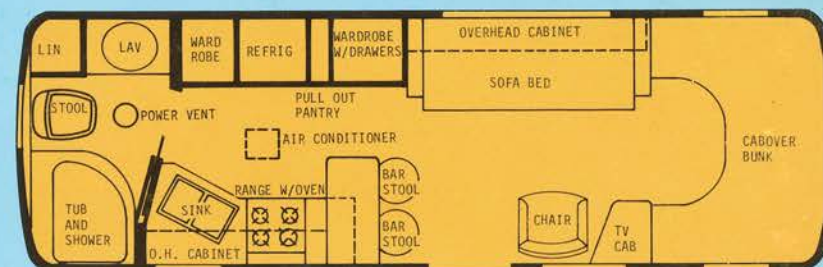
Each London Aire meets all requirements of the RVIA, Recreational Vehicle Industry Association; the ANSI, American National Standards Institute; and all state and federal codes.



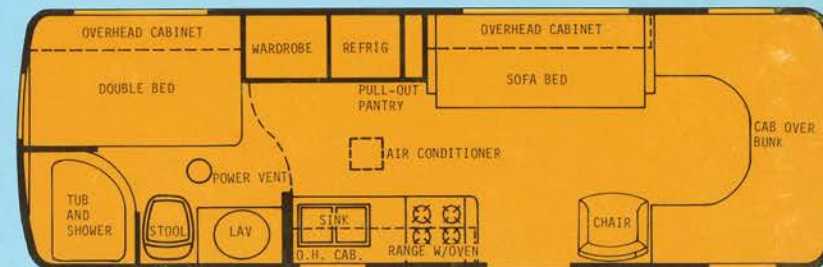
The 27' London Aire PRINCE I - Dry wt. 9600 lbs. (approx.) - Overall Length 26'9"



The 27' London Aire PRINCE II - Dry wt. 9600 lbs. (approx.) - Overall Length 26'9"



The 27' London Aire DUKE - Dry wt. 9600 lbs. (approx.) - Overall Length 26'9"



The 27' London Aire PRINCESS - Dry wt. 9600 lbs. (approx.) - Overall Length 26'9"

For a total list of accommodations, see your dealer.

