

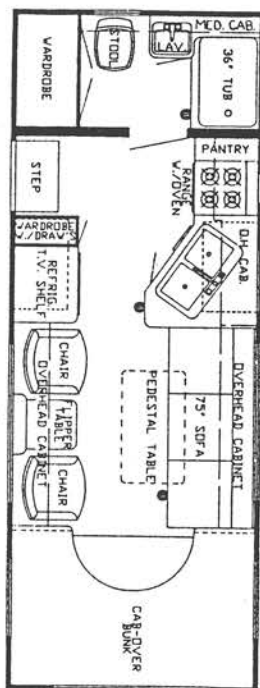


# KOUNTRY

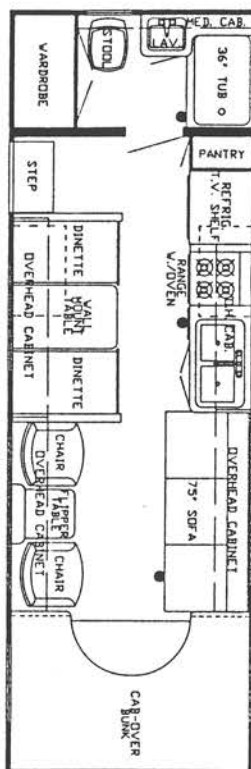
Star BY **Newmar Corp.**

## 1987 Mini-Homes

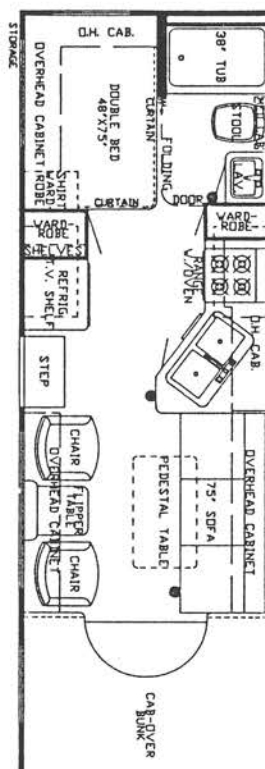
24 RB



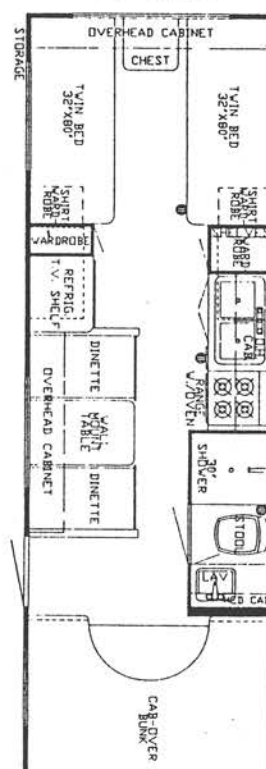
26 RBD



26 SB



26 FSB



DIMENSIONS	24 RB	26 RBD	26 SB	26 FSB
Gross Dry Weight	8,620	*9,600	9,630	*9,600
Front Axle Weight	3,140	*3,600	3,700	*3,600
Rear Axle Weight	5,480	*6,000	5,930	*6,000
Gvwr	10,500	10,500	10,500	10,500
Interior/Exterior Height w/air	7' / 128"	7' / 128"	7' / 128"	7' / 128"
Width	96"	96"	96"	96"
Length	24' 1"	26' 5"	26' 5"	26' 5"
Wheel Base	146	179	179	179"
Sleeping Accomodations	4	6	6	6

\*Approx Weights



Newmar Corporation  
P.O. Box 30  
Nappanee, IN 46550-0030

PRICES AND SPECS ARE SUBJECT TO CHANGE WITHOUT WRITTEN  
NOTICE AT NEWMARS DISCRETION WITH NO OBLIGATION.

# KOUNTRY STAR MINI HOMES STANDARD EQUIPMENT

## AIR CONDITIONING, HEATING & LP GAS

Conditioning Prep \* Heat Ducted \* Furnace 19.5M Electronic Ignition (24'-26") \* LP Gas Tank 15 Gal.

## PLIANCES & ACCESSORIES

Sink Porcelain (Bone) \* Lavatory Sink Rectangular (Bone) \* Sink Cover Laminated - 1 \* ABS Tub/Shower w/Curtain (Bone)  
\* Microwave Prep 15 1/2"h x 22 1/4"w \* Range 4-Burner 16" w/Top Pilot/Oven Porcelain \* Range Hood w/Light & Fan \*  
Refrigerator Sibir RV 106 2-way \*

## CABINETS & FURNITURE

Bed Double (75") \* Headboards Decorative \* Sofa Bed \* Cabinet Medicine \* Cabinet Night Stand \* Cabinetry Radius  
Corner Wood Grain w/Hard Wood Frame Doors \* Catches Friction \* Doors under Dinette for Easy Access \* Drawer Roller  
Guides \* Spice Rack \* Dinette w/Flex-a-lator & Fabric Covered Ends \* Table Between Barrel Chairs

## CHASSIS FEATURES

Power Brakes \* Cruise Control \* Gasoline Fuel Capacity 35 Gal (Chevy), 42 Gal (Ford) \* Heater/Air Conditioner High  
Output Automotive \* Power Steering \* Tilt Steering Wheel \* Tinted Windshield \* Transmission Automatic

## ELECTRICAL & LIGHTING EQUIPMENT

Battery 80 AMP \* Battery Automotive \* Battery Isolator \* Converter 40 AMP w/Charger \* Electrical Service 30 AMP \*  
Generator Prep (wire & door) \* Lights Backup \* Light Exterior w/Inside Switch \* Lights Running Surface Mount \* Lighting 12  
Volt Incandescent \* Radio AM/FM Stereo w/Cassette 4 Speakers \* Recept 110v GFI (interior & exterior) \* TV Prep (wire & 1  
jack)

## EXTERIOR ACCESSORIES

Bumper Front Auto Style \* Bumper w/Sewer Hose Storage \* Mirrors Exterior \* Roof One Piece Aluminum \* Step Single  
Manual \* Storage Compartment under Bed w/Exterior Door \* Storage Exterior Compartment (1)

## INTERIOR FEATURES

Cabinet Doors w/Decorative Etched Glass \* Carpet w/Pad Throughout \* Ceiling Vinyl Clad \* Mirror w/Decorative Wood  
Frame \* Paneling Monterey Oak Vinyl Clad w/Accent Walls \* Paneling Textured Light Color in Bedroom \* Paneling  
Decorative Vinyl in Bath Area \* 7' Interior Height \* Privacy Drapes (lined) for Windshield \* Window Treatment Textured  
Roller Shades w/Tie Back Drapes/Valance \* Window Treatment Mini Blinds Kitchen & Bath Windows

## WATER & SEWAGE SYSTEMS

Tank Gray Water 25 Gal \* Tank Sewage Holding 25 Gal. \* Water Capacity 42 Gal \* Water System Demand with 5/8"  
Polybutylene Lines \* Hook-Up for City Water

## RUNNING GEAR & CONSTRUCTION

Floor 5/8" Plywood \* Insulation R5 Fiberglass \* Insulation Laminated 5/8" Foam in Sidewalls & Ceiling \* Shock Absorbers \*  
Spare Tire Carrier \* Structure Aluminum 16" Centers Sidewalls & Roof \* Tires Radial - Ford Chassis \* Tires Polyester -  
Chevy Chassis \* Wheel Covers Decorative Deluxe

## SAFETY FEATURES

Fire Extinguisher 5 BC \* Seat Belts \* Smoke Detector

## WINDOWS, DOORS, AWNINGS & VENTS

Awning Rail \* Door Vinyl Folding \* Door Entrance 26" \* Door Screen \* Grab Handle \* Vent in Roof Non-Power w/Smoked  
Dome (2 or 4) \* Windows Radius Torque Safety Glass \* Window Radius Picture 30" x 42" at Dinette

# KOUNTRY STAR OPTIONS

Foam Cor Insulation  
4.0 K/W Onan Generator  
Chrome Bumper Cover  
ABS Tub Surround  
Roof Rack & Ladder  
Double Steps  
11,000 BTU Roof Air  
32,000 BTU Furnace  
6 Gal. Water Heater W/Auto Ign  
Monitor Panel  
Leak Detector

Dead Bolt Lock  
Deluxe Drink Tray  
Sofa in lieu of Dinette  
Bath Decor Package  
Ford Chassis (460)  
Bed Spread - Double  
13,500 BTU Roof Air  
8' Double Door Refrigerator  
Power Bath Vent  
T.V. Antenna W.Power  
Bi-Fold Range Cover

Aluminum Running Boards  
Side Awning - A/E  
Spare Tire/Deluxe Cover  
Counter Top Extension  
Fiberglass Sides  
Bed Spread - Twin  
Heat Strip for Air  
Magic Chef Microwave  
Power Roof Vent  
Extra T.V. Jack