



NewAire. From Newmar.

Drive life.[™]

CLEAN SLATE. SIMPLE GOAL.

You wax nostalgic about your Microbus trip to California in '68, but you'd never seriously consider buying another. Full-size motorhomes offer all the amenities you're after, but you can't park one in front of just any Coney Island hot dog stand. What to do.

We started with a clean slate, combining the character and traits of an automobile with the comfort, capacity and features of a motorhome. It's the best of both worlds, but neither has ever seen anything like this. Until now.

Our goal was simple. When we set about designing the NewAire, we kept in mind people who pursue active lifestyles. People like you. Whatever your passion is, it's definitely not pastoral. You live life to its fullest.

Life is already full of compromises. Don't let the details get in the way of your pursuits. The NewAire allows you to drive life to its fullest.

Drive life.



- 29-foot overall length
- Six-wheel independent suspension with active control
- Cummins rear mounted diesel engine

- Three door entry with low step height
- Automotive inspired handling
- Low 9'10" clearance

- All electric internal power
- 10,000 lbs towing capacity
- Traction assist system

NewAire
DRIVE-LIFE.COM



FEATURES



DRIVE-LIFE.COM

NewAire

CHASSIS

- Cummins ISB, 260 HP @ 2500 RPM, 550 lb-ft torque; Rear mounted Allison T-2000 Series, 5-Speed, Single Overdrive Automatic Trans.
- Front, Rear and Tag Axles Rated at 8,000 lbs
- Traction Assist System
- Fully Independent Air-Ride Suspension
- Six Gas Pressurized Bilstein Shock Absorbers
- Hydraulic Disc Brakes, Front, Rear and Tag
- Tires: 245/70R 19.5; Wheels: 19.5 X 7.50 Polished Aluminum
- Dual 35-Gallon Tanks with Cross Over; Fill Either Side
- 200-Amp Alternator
- Two 800 CCA Batteries with Disconnect Switch in Engine Compartment

EXTERIOR FEATURES

- Class W Hitch with Bargman Plug
- Undercoating
- Hydraulic Leveling Jacks with Semi-Automatic Control
- Fully Molded Gel-Coated Fiberglass Exterior Body and Roof
- Two Pull-out Storage Trays
- Automotive Style Exterior Power Heated Mirrors
- Lower Convex Mirror
- Completely Painted Exterior with Clear Coat Finish

APPLIANCES & ACCESSORIES

- Telephone Connection with two Phone Jacks
- TV Antenna with Power Booster and Two Jacks; Satellite Prep
- 400-Watt AM/FM/CD Stereo with Combination Rear View Color Monitor System, Sub Woofer, and Four Front Dual Bi-Axial Speakers
- Six-gal Electric Water Heater with Engine and Hydronic Assist
- Rearview Mirror with Temperature and Compass
- Two-Burner Electric Range Top with Lite Grain Countertop Cover
- Nova Kool 12/10-Volt 75 Cu Ft Refrigerator
- 22" Convection Microwave Oven
- 20" Color TV/HFI VCR Combination with Sound Package Through Dash Stereo
- 9" Color TV in Bedroom
- Remote 8-Disc CD Changer

ELECTRICAL FEATURES

- Battery Disconnect for House Batteries
- 50-Amp Electrical Service with Flexible Cord
- Interior Courtesy Lights, Mood Lighting
- Emergency Engine Start Switch
- Two 12-Volt Power Receptacles on Dash
- Six-Watt Solar Panel to Trickle Charge Chassis Batteries
- Automatic Start System for Generator
- Power Tech 7kw Diesel Custom Generator
- Six 6-Volt House Batteries on Pull-out Tray
- Heart Freedom 3000-Watt Inverter/Charger with Automatic Power Sharing

AIR CONDITIONING & HEATING

- 13,500 BTU Penguin® Central Air Conditioner
- Dash Heater/Air Conditioner with Automatic Climate Control and Independent Settings for Passenger
- Hydronic Zoned 45,000 BTU Heating System with Independently Ducted Basement Heat

INTERIOR FEATURES

- Floxsteel, 8-Way Motorized Capt. Chairs with Power Recline and Swivel
- Tilt and Telescoping Steering Wheel
- Convertible Dinette
- Flexsteel, 74" Easy Bed Sofa
- Smoke Detector and 10 BC Fire Extinguisher
- Wear-dated Nylon Carpet
- Day/Night, Pleated Window Shades with Valances
- Lite Grain Dinette Table Top with Multi-Positioned Upholstered Bench Dinette Seats
- Lite Grain Countertop and Molded Sink Bowls in Kitchen and Bath
- Queen Size Bed with Individually Controlled Reading Lights
- Color Coordinated Bedspread
- Recessed Halogen Lighting throughout, with Dimmer Controls

PLUMBING/BATH FEATURES

- Sewage Holding Tank Rinse
- Demand Water System with SHURflo® Pump
- Exterior Faucet in Water Works Compartment
- Seal-gal VACUFlush® System (Toilet)
- Fiberglass Molded Bathroom/Shower
- Monoplex Water Pump Switch
- (located in Bath, Kitchen, Exterior Water Compartment)
- Pullout Lavatory and Shower Faucet

CONSTRUCTION FEATURES


- R11 Fiberglass Insulation in Sidewalls and Roof
- Unitized Fiberglass Body with Integrated Aluminum Frame Sidewalls and Roof
- Complete Base Coat, Clearcoat Paint

WINDOWS, AWNINGS & VENTS

- Automotive Style Driver/Passenger Doors with Power Windows and Keyless Entry
- Automotive Style Frameless Tinted Safety Glass
- Windows in Sidewalls and Rear Cap
- One-Piece Tinted Windshield

OPTIONS


- 13,500 BTU Penguin® Heat Pump Air Conditioner
- GPS Navigation System
- 17' Girard Power Side Awning
- Leather Ultra Suede Sofa
- Leather Ultra Suede Upholstered Bench Dinette Seats
- Three Interior Color Schemes Available
 - Cranberry
 - Sandstone Sage
 - Harvest Tan
- Four Exterior Color Schemes Available
 - Arena Red with Bone White Top
 - European Blue with Aluminum Silver Top
 - Driftwood Satin Graphics
 - Emerald Green with Mojave Beige Top



CONTACT

NEWMAR CORP.
355 N. DELAWARE STREET
NAPPANEE, INDIANA 46550
PH: 219.773.7791
FX: 219.773.2895

AERIAL FLOORPLAN



THE NUMBERS

Overall Length	28'11"
Overall Width	96"
Maximum Height	9'10"
Ride Height	13"
Int. Height (Max)	78"
Int. Width	87"

Grey Tank	42 gal
Black Tank	15 gal
Fresh Water Tank	45 gal
Engine	280HP @ 2500 RPM
	550 lb-ft torque

Fuel Capacity	70 gal
	(Dual 35 gal tanks)
GAWR-F	8,000 lbs
GAWR-R	8,000 lbs
GAWR-Tug	24,000 lbs
GVWR	24,500 lbs

GCWR	30,000 lbs
UVW (estimated)	19,000 lbs
NCC (estimated)	5,000 lbs
Wheel Size	19.5 X 7.50
Tire Size	245/70R 19.5

Prices, specifications and floorplans are subject to change at Newmar's discretion without prior written notice or obligation. Please see your dealer for actual samples and specifications. ©2000 Newmar Corporation. Printed in the U.S.A. (10/00)



NewAire. From Newmar.

IT'S IN THE DETAILS THAT A PROJECT
ULTIMATELY SUCCEEDS IN INNOVATION.
VISIT NEWAIRE ON THE INTERNET AT
DRIVE-LIFE.COM FOR THE FULL PHOTO
GALLERY, COLOR PLANS, LAYOUT AND,
YES, ALL THOSE INNOVATIVE DETAILS.


DRIVE-LIFE.COM

☐ EXPLORE

☐ REVEAL

☐ UTILIZE

☐ REACT



Drive life.™

NEWAIRE

DRIVE-LIFE.COM



We are all familiar with today's Recreational Vehicle buyer's traditional life cycle. Young families decide that weekend get-aways are important to them, so they buy a pop-up camper. As they become more engaged with the RV lifestyle, this family moves up to a small Class C motorhome, or perhaps a towable unit (if their lifestyle also calls for a large pickup or sport-utility vehicle in other pursuits: the ability to tow a boat, horse trailer, or the like).

Eventually, this family will move up to a Class A motorhome. Traditionally, the buyers choose a gas-powered unit for their first Class A, moving up to a diesel pusher later in life.


Yet, this RV buying pattern is diminishing before our very eyes. Baby Boomers today lead very busy lives. And yes, they still follow hobbies, pursuits

and passions – whatever they may be – but this generation finds little time or interest in spending their weekend at a campground as their free time slips away. Baby Boomers camp, but they do so only in connection with their other interests: soccer league championship games, hot air ballooning, tailgating at alma mater sporting events.

With this emerging pattern, what does the future of the RV lifestyle look like? To be sure, there will always be those who pursue RVing in the old fashioned way, attending rallies, meeting old friends and making new acquaintances across the country. But this will not be the primary model around which one should create a business plan with a goal of future growth and success. Instead, RVs must morph into vehicles that support the lifestyles of the Baby Boomers. This is a need the NewAire by Newmar answers directly.



The NewAire is far more than just a shortened diesel pusher. It sports contemporary styling, breaking the traditional mold of other motorhomes on the market. Outside, the exterior is completely painted with a clearcoat finish; there are no graphics. It has the feel, look and depth of the paint on a luxury auto-



mobile. The shell is constructed with a unique unibody construction technique, using fiberglass bonded over an aluminum frame. Additionally, for the driver's benefit in the cold seasons, NewAire features left and right heated power exterior mirrors.

Inside, the NewAire is completely electric, with 50-amp service, 7,000-watt diesel generator, six house batteries and a 3,000-watt inverter. Fill ups are easy, with dual 35-gallon diesel fuel tanks and a crossover that allows both tanks to be fueled from either side.


Newmar engineers kept maneuverability to the forefront when designing the NewAire. The unit has a 164-inch wheelbase and a 55-degree front wheel cut. Using a 260-horsepower version of the

Optional all leather interiors add even more elegance and styling to the NewAire's innovative design.

Try Them On!


Winegard® Satellite Antennas

Winegard has a satellite antenna to fit all your customers' needs.



It should be no surprise that your customers ask for Winegard antennas by name. We've been manufacturing the #1 selling off-air RV antenna on the market for years. We have a complete line of satellite antennas to fit your customers' lifestyles. For a reliable antenna, backed by company commitment to quality and service, there's only one choice - Winegard satellite antennas.


For information contact your Winegard distributor or call 1-800-288-8094!



Automatic Satellite Antenna

One-button operation! The antenna does the rest! Operates from a wall-mounted control panel, and using GPS technology, locates the satellite automatically while you are parked. It's easy, accurate and fast!


U.S. Patent No. 5,532,710



Crank-Up Satellite Antenna

Operates from inside the parked RV using a hand crank. This unit can be purchased with "Digital Magic" sensor which makes finding the satellite easy. It tells the customer the exact elevation of the dish when raising, lowering, or rotating it.

U.S. Patent No. 5,532,710



Portable Satellite Antennas

Winegard offers two portable antenna models for people on the go. These antennas are a great solution where permanent installation isn't possible. Both models are lightweight yet durable and can be set up in minutes.

U.S. Patent No. 5,532,710

Winegard congratulates Newmar on the introduction of their great new model - NewAire. Committed to quality, Winegard is proud to be a Newmar supplier and part of the Newmar success story.

WINEGARD COMPANY • 1-800-288-8094 • www.winegard.com • © 2000 WINEGARD COMPANY

Winegard, Circle 126 on Reader Service Card



Cummins ISB diesel, the NewAire returns fuel economy at 11 – 14 mpg. Overall height is only 9 feet, 10 inches, and that's to the top of the recessed air conditioning unit. Ride height comes in at only 13 inches, and actually lowers from there when parked.

One might ask the question, "How does it lower itself?" Let us introduce the next NewAire innovation: independent six-wheel air suspension. When parked, the unit drops for easier entry and departure, eliminating the need for extraneous steps outside the unit. This also allowed engineers to design both front driver and passenger doors (with keyless entry), in addition to a side entrance. The air sus-

pension also includes a Traction Assist feature. The tag axle air suspension can be depressurized, allowing the weight of the unit to transfer to the drive axle, engage the differential lock at the drive wheels, ultimately restoring traction from a standing start.

This unique suspension rides on an all-new, completely undercoated torque-tube chassis, instead of traditional C-channel rails. The torque-tube chassis is new to the RV industry, but not to automobiles: English and Italian sports car makers in the '60s used the concept to great success, pursued in the effort to lower the ride height of the car (thus lowering the center of gravity for better han-



Upper left: Tilt and telescoping steering wheel and easy-to-read dash instrumentation gives an automotive feel to the NewAire.

Upper Right: Optional GPS Navigational System utilizes the standard AM/FM/CD display unit.



dling). The NewAire enjoys the same benefits from the torque tube.

Stopping power for the NewAire further enhances its driving characteristics. Each wheel enjoys hydraulic disc brakes with dual-piston calipers and Anti-Lock Brakes. Newmar also installs a Jacobs Exhaust Brake for additional stopping power.

If all of this seems very automotive, that's the concept that drove the design of the NewAire. Though the NewAire has excellent towing capacity, Newmar wanted a motorhome where towing a car was unnecessary. This unit can easily be handled in parking lots that a driver wouldn't be able to tackle with a 38- or 40-foot unit. Still, the NewAire offers all the amenities one expects from a modern-day motorhome. This is where the lifestyle support concept comes full circle.

The NewAire features a 400-watt AM/FM/CD stereo system (with sub-woofer), in addition to a TV and VCR in the living area, and another TV in the bedroom. Flexsteel furniture is featured throughout; leather is an option. Cabinetry is contemporary, in keeping with the NewAire's exterior design, using easy-to-clean laminated surfaces and locking pull handles. All cabinet joints are glued and screwed.

For driver convenience, NewAire features a one-piece windshield, tilt and telescoping steering wheel, an optional GPS navigational system and an integrated



Top: The spacious front cockpit area offers luxurious automotive appointments.

Center: The queen size bedroom suite is shown here in the Sandstone Sage interior.

Bottom: The full-service kitchen comes complete with microwave, two-burner electric cooktop, dual sinks with optional extending Moen faucet and spacious cabinetry.

back up camera. Once behind the wheel, the overall handling of the unit leans away from the bus-like feel of larger motorhomes and toward a light-duty truck or SUV.


Interior heat is supplied by a hydronic-zoned 45,000 BTU hot-water system with independently ducted basement heat. Insulation with an R-11 rating envelops the sidewalls and ceiling. For Baby Boomers and anyone who want to pursue their passions but feel a need to step up from SUVs or Class B motorhomes, the NewAire is the best choice. These are energetic, active, on-the-go people who live life to its fullest. For them, life is already too full of compromises. They don't let the details get in the way of their pursuits. NewAire allows



The multi-functional dinette also serves as theater-style seating and even converts into a comfortable full-size bed.

them to Drive Life to its fullest.

The NewAire is a new product, on the leading edge of a new trend in RVs. While others may follow, the NewAire will be recognized as the original, the benchmark of now and the future, against which all




It's what you don't see...

At B&R Manufacturing, our mirrors go beyond good looks, ease of installation and durability. It's what you don't see that sets us apart. Our comprehensive line of both interior and exterior mirrors are engineered to deliver superior performance, even under abusive driving conditions. And, we back every mirror with superior, personal customer service.

We design custom mirrors for virtually any type of vehicle, ranging from transit buses to high speed rail cars, emergency or military vehicles, using a variety of metals or high-impact plastics.

Strict quality control measures are followed through each stage of production, leaving a true reflection of excellence with every glance.



B & R Manufacturing, Inc.

Phone: 219 293-5669 • Toll Free: 800 607-1538

FAX: 219-294-7216

Website: www.brmfg.com

4600 Wyland Drive, Elkhart, IN 46516 USA

CLASSIC DESIGN INTERIORS, INC.

"First in Quality, First in Service"

"Contract Office Furniture"

"Laminated Component Parts for the RV and Mobile Home Industry"

1255 East Lincoln Street
Nappanee, Indiana 46550

Phone: 1-866-669-2431
Fax: 1-219-773-4448



Electric Specialties Inc.

*Esi was proud to be a partner in the
development process of the
NEW AIRE MOTOR HOME*

WIRE HARNESS, BOX BUILD AND CONTRACT MANUFACTURED PRODUCTS

Phone (219) 936-5725 Fax (219) 936-4831
www.esiholdings.com

others will be judged. It is nothing short of the beginning of a revolutionary turn within status quo thinking.

The NewAire is not a commodity RV, but rather made for a select group of dealers who are also ready to rethink RV sales, and how these sales are handled in the future.

The NewAire is for those who Drive Life.

For information on becoming a select member of the NewAire Distribution Network Center, contact Phil Miller, director of NewAire sales, at 219-773-7791, or register at www.drive-life.com.

PARTNERSHIP

Flexsteel congratulates

Newmar

on the introduction of the *New Aire*

MOTORHOME



Flexsteel
Excellence in Vehicle Seating

<http://flexsteel.com>

Flexsteel Industries, Circle 185 on Reader Service Card