

2005 | MOUNTAIN AIRE CLASS A  
*by Newmar*



FORM AND FUNCTION  
**BEAUTIFULLY UNITED**

---

IT'S AN OLD ADAGE THAT FORM SHOULD FOLLOW FUNCTION. IN A MOUNTAIN AIRE GAS-POWERED MOTORHOME, THAT OLD ADAGE GETS A NEW LEASE ON LIFE—AS YOU WILL WHEN YOU SEE ALL THE MOUNTAIN AIRE OFFERS.

FROM ITS STRIKING FULL-PAINT MASTERPIECE FINISH™ EXTERIORS ... TO ITS GENEROUS, THOUGHTFULLY LAID OUT LIVING SPACES ... TO THE REMARKABLE RANGE OF ITS APPOINTMENTS, THIS IS ONE GAS-POWERED COACH THAT'S IN A CLASS ALL ITS OWN.

SEE HOW FORM AND FUNCTION, BEAUTIFULLY UNITED BY NEWMAR'S DESIGN AND ENGINEERING EXPERTISE, CAN GIVE YOU A SINGULARLY ENJOYABLE RV EXPERIENCE.







*Decorative Molding*

*Slideout*

*Window Treatments*

*Hidden-Leaf  
Dinette*

# COMFORT DEFINED IN EVERY DETAIL

## *Slideout*

Thanks to Newmar's pioneering development of RV slideouts, Mountain Aire's interior living space can be expanded quickly and smoothly to enhance your comfort.

## *Decorative Molding*

Recalling the rich architectural detail of fine traditional homes, the trimwork surrounding the slideout opening features decorative molding accents.

## *Window Treatments*

Strikingly contemporary lambrequins and lined, pleated day/night shades are standard throughout the Mountain Aire coach.

## *Hidden-Leaf Dinette*

This attractive hidden-leaf dinette is complemented by two plushly upholstered freestanding sidechairs and two upholstered folding chairs, creating a pleasant setting for meals, conversation or gaming.



3781/Bay Blue



LEFT: Talk about convenience: This comfy swivel/recliner chair is positioned next to a wall-mounted flip-up sidetable.

ABOVE: In the mood for some relaxing entertainment? Settle back in the living room and enjoy your Sony® flatscreen color TV, DVD, VCR, AM/FM stereo and Surround Sound with subwoofer. The TV is mounted in an overhead cabinet for unobstructed viewing.


BELOW: Mountain Aire's standard Easy-Bed sofa folds out for extra—and extra restful—sleeping accommodations. It also has a large storage drawer in the base.



3778/Autumn Maple

Innovative Concept #15:

*Easy-Bed Sofa with Storage Drawer*





*Microwave Convenience*

*Cabinet Space*

*Countertop Space*

*Three-Burner Range*

# THE PRESENTATION SAYS IT ALL

### *Three-Burner Range*

This optional 30-inch convection microwave and three-burner recessed range with reliable electronic ignition, sealed burners for easy cleanup and a Corian® bi-fold cover that closes flush with the countertop, increases your cooking options, letting you prepare just about anything.

### *Countertop Space*

Generously sized Corian countertops let you concoct your most complex dishes. Note the pullout cutting board by the range.

### *Cabinet Space*

Whatever you need to satisfy your hunger, you've got all the cabinet space you need—and then some—to bring it along. These are genuine oak hardwood cabinets, too, with attractive raised-panel doors, dental molding and smooth-gliding drawers.



3743/Verde

ABOVE: Blending beautifully with the surrounding cabinetry is this optional large-capacity, in-drawer dishwasher.

RIGHT: This optional Norcold® four-door refrigerator has an icemaker and water dispenser for quick convenience. And the hardwood-framed raised-panel front gives you that classic, built-in look.

BELOW: The undermounted sink features flush sink covers and a single-lever pullout faucet. A flip-up countertop gives you additional space for meal preparation.



3743/Verde



3778/Autumn Maple

Innovative Concept #23:  
*Flip-up Countertop*

1.



2.



3.





*Overhead Cabinets*

*Reading Lights*

*Generous Storage*

# AFTER LONG DAYS, SWEET NIGHTS

*Restful Bedding*

## *Restful Bedding*

The Mountain Aire bedroom offers a standard queen-sized bed with a quilted headboard and bedspread with a reverse sham, a matching bedbase and accent pillows. The bed lifts up on its wide base, giving you access to a spacious storage area underneath.

## *Reading Lights*

Individual reading lights are mounted above the headboard at each side of the bed.

## *Overhead Cabinets*

Convenient cabinets above the headboard let you stow more of your favorite clothing, bedding or personal effects.

## *Generous Storage*

The deep wardrobe—with its room-expanding mirrored doors—lets you easily store larger, bulkier clothing.





3743/Verde

ABOVE: This Mountain Aire's bedroom sitting area has a plush chair with its own pullout ottoman, a wall-mounted flip-up sidetable and a Sony® flatscreen color TV.

RIGHT: The bathroom features lots of cabinets, an easy-cleaning Corian® countertop and a fiberglass tub/shower surround with a shower door.

BELOW: A well-lit nook is provided below the Sony flatscreen color TV built into this handsome sidewall cabinetry.



3781/Bay Blue



3781/Bay Blue



A



B



C



D

A. The Mountain Aire cab is truly the "Driver's Command Center." All dashboard gauges and controls are well within view and reach, including controls for the standard hydraulic leveling jacks.

B. This color rearview monitor mounted in the dash lets you see what's behind you as you back up. GPS navigation display is optional.

C. Lumbar support, six-way power adjustment and Ergo-Flex arms keep you comfortable mile after mile in the leather-and-vinyl cab seats.

D. Built into the dash is this AM/FM radio with an optional multi-disc CD player and SIRIUS Satellite Radio capability.



E



F

E. Mountain Aire offers an exterior entertainment center with an AM/FM stereo and CD player. It also features a slide-out tray for your TV.

F. Power your travel living to the max with Mountain Aire's 7.5 kW Guardian® generator. It features a remote switch and automatic changeover.

G. The expansive basement pass-through storage is also lit, making it easier to stow and access smaller items.

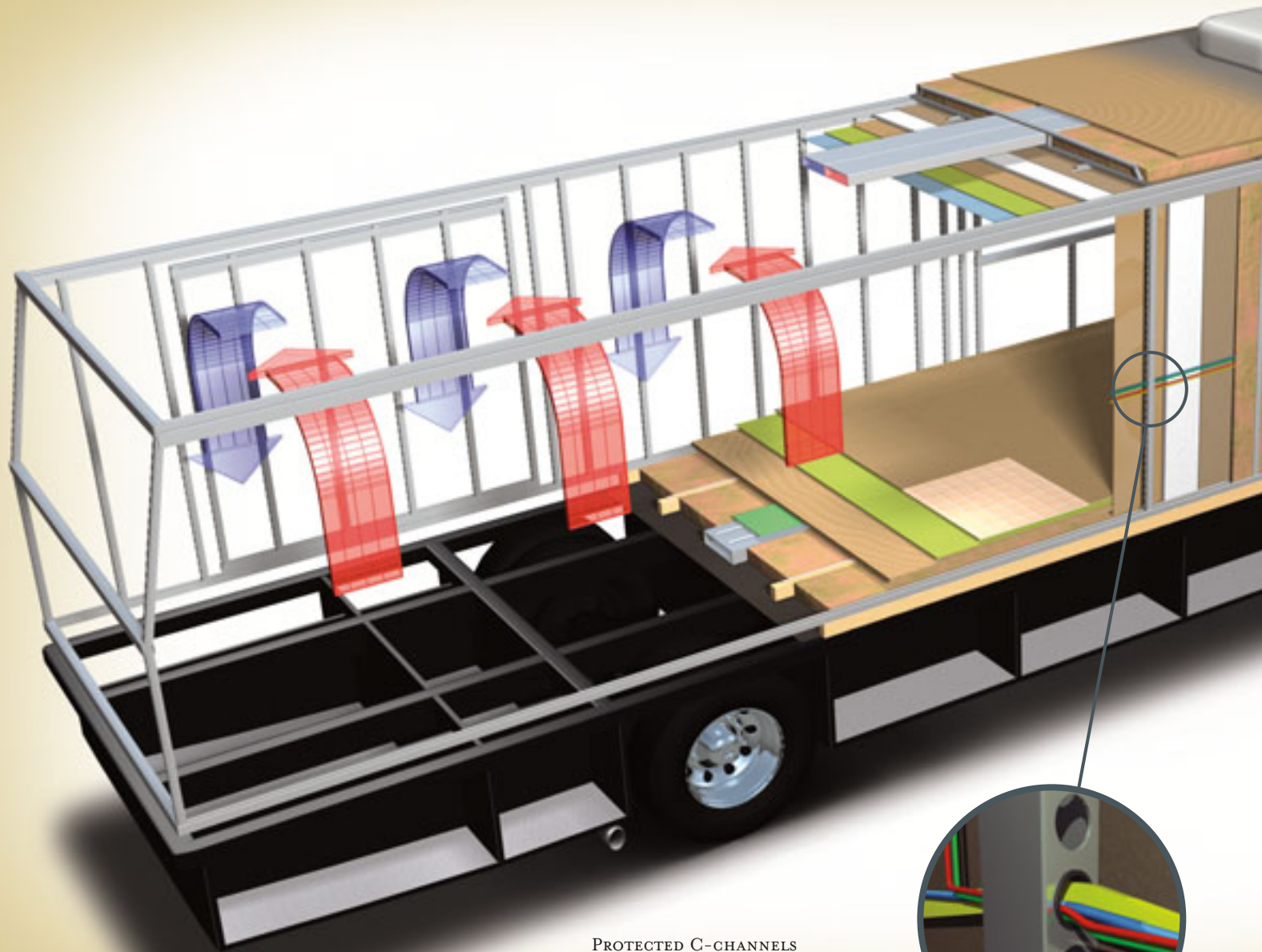


G

## THE NEWMAR KOUNTRY KLUB

As a Newmar owner, you qualify for membership in the Newmar Kountry Klub. Join your local chapter, and just look at the perks you'll enjoy: friendship, fun and adventure with other Newmar owners • rallies and caravans • special RV show events • discounts on RV services • a free monthly Klub magazine • Klub merchandise. And that's just for starters.

Join today. Call 877.639.5582, toll-free, or visit the Kountry Klub section of [newmarcorp.com](http://newmarcorp.com).



#### PROTECTED C-CHANNELS


*To keep the electrical wiring that runs through holes in the aluminum-frame C-channels from chafing, each hole is ringed with a rubber grommet.*

# NOTHING ENDURES LIKE A NEWMAR

Your Mountain Aire Gas-Powered Motorhome is built to go the distance. And for good reason: It's assembled on the same production line, to the same exacting standards and with the same meticulous care, as all Newmar motorhomes. It also reflects Newmar's long history of product innovation and industry "firsts." For us, this is a matter of pride. And tradition. Of taking personal responsibility and building a product we ourselves would want to own.

For the third year in a row, Newmar has won RVDA's Quality Circle Award, given in accordance with the results of an annual RV dealer satisfaction survey. The survey asks RV dealers to evaluate manufacturers' performance in four major categories: Sales Support, Product Competitiveness, Service and Warranty Support. We are honored to receive this award, of course. It tells us that our efforts on behalf of our dealers and customers are appreciated. And we will continue working to keep their trust.






**16" ON-CENTER FRAMING**

Just like a fine site-built residential home, your Newmar home is framed 16 inches on center, which allows the best placement of outlets, switches and other components.

**SIKAFLEX®**

Sikaflex elastic adhesive is one of the strongest adhesives on the market today. It also serves as a sealant against air and water. And it helps dampen both sound and vibration.



**TOTAL COMFORT™  
NEWMAR CENTRAL AIR CONDITIONING**

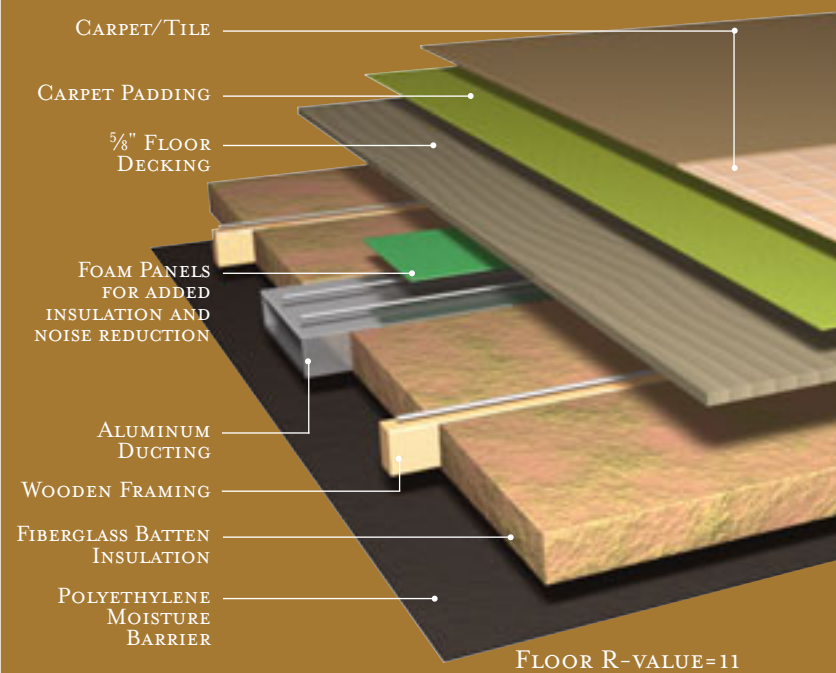


Newmar's Total Comfort Central Air Conditioning system—standard with every Newmar RV—is just like those found in most site-built homes. It's actually two separate, fully ducted systems: one to distribute incoming cool air, the other to quickly and effectively remove warm air from every living area.

**THE NEWMAR FREEDOM WARRANTY™**

As proof of our commitment to you, we at Newmar back every Mountain Aire Gas-Powered Motorhome we make with our industry-leading three-year/36,000-mile limited warranty: The Newmar Freedom Warranty.\* Ask your dealer for details. Coverage this comprehensive is really liberating.

\*Please see a Newmar dealer for a copy of the complete terms of the Freedom Warranty.



# INTERIOR & EXTERIOR COLOR OPTIONS



LINEN



BAY BLUE



VERDE



RAW SILK



AUTUMN MAPLE



GOLDEN SURAT

*Upper cabinet doors shown. Real woods will have variations in grain and color. Natural wood products will darken over time.*



Oak Hardwood  
(standard)



Coastal Cherry Hardwood



Summer Maple Hardwood



Velvet Cherry Hardwood



SABLE



CATALINA BLUE



EMERALD



MOJAVE BEIGE



CRANBERRY



BLACK PEARL

## FULL-PAINT MASTERPIECE FINISH™

Newmar's Full-Paint Masterpiece Finish creates an exterior of stunning beauty and incredible endurance—a true work of art. As industry leaders in applying full body paint to motorhome coaches, we at Newmar are pleased to offer the Full-Paint Masterpiece Finish as a Mountain Aire Motorhome standard.

## DIAMOND SHIELD

Diamond Shield Front Paint Protection Film is standard on all Mountain Aire Motorhomes. Diamond Shield Film protects the front against stone chips, scratches and bug acids. Diamond Shield Film is optically clear with a high gloss designed to keep the Full-Paint Masterpiece Finish looking new.

# FEATURES

## STANDARD FEATURES

### MOTORIZED CHASSIS FEATURES

- Workhorse™ W-24 Chassis
- Cruise Control
- Tilt Steering Wheel
- Stainless Steel Wheel Simulators

### AIR CONDITIONING & HEATING

- Two — 13.5M Penguin™ Central Air Conditioners
- LP Leak Detector
- Dash Heater and High-Output Air Conditioner
- LP Furnace with In-Floor Ducted Heat

### APPLIANCES & ACCESSORIES

- Three-Burner Recessed Range with Glass Oven Door and Electronic Ignition
- Dometic® 2862 Refrigerator, 8 Cu. Ft.
- Spacemaker® Microwave Oven
- Sony® Flatscreen Color TV in Bedroom Area
- Sony Flatscreen Color TV in Living Area
- Trumpet Horn
- Cable TV Connection with RG 6 Coax
- Exterior TV Jack on Door Side
- Telephone Connection with Phone Jacks in Living and Dash Area
- Satellite Prep — Phone, TV Jack and Receptacle
- Carbon Monoxide Detector
- TV Antenna with Power Booster, One Exterior and Two Interior Jacks
- Rearview Color Monitor System
- Corian® Range Cover Matching Countertop
- “TV Antenna is Up” Warning Light on Dash
- Hardwood-Framed Raised-Panel Refrigerator Front
- 10 Gallon Gas/Electric Water Heater — Direct-Spark Ignition
- AM/FM Dash Radio with CD Player
- Sony Surround Sound System with VCR, DVD Player and Subwoofer

### CABINETS & FURNITURE

- Oak Hardwood Cabinets with Raised-Panel Double Cathedral Doors
- Drawers with Metal Guides
- Lifts on Bed Top to Access Storage Area
- Leather/Vinyl Front Seats with Lumbar Support, Six-Way Power Adjustment and Ergo-Flex Arms
- Flexsteel® Furniture
- Cedar Paneling on Sidewall of One Wardrobe
- Corian Countertop with Porcelain Bowl in Bathroom
- Corian Countertop with Undermount Acrylic Sink and Flush Sink Covers in Kitchen
- Hidden-Leaf Dinette Table with Two Fixed Chairs and Two Folding Chairs

### ELECTRICAL FEATURES

- Battery Disconnect for House Batteries
- 50 Amp Electrical Service with Flexible Cord
- 7.5 kW Guardian® Generator with Remote Switch and Automatic Changeover
- Exterior Security Lights, One Installed on Each Side
- Lights in Wardrobes
- Interior Courtesy Lights
- Emergency Engine Start Switch
- Midship Side Turn Signals
- Solar Prep, Wire from Roof to Battery Compartment
- Two 12 Volt Auxiliary Receptacles on Dashboard
- ICC Light Flasher Switch
- 110 Volt and 12 Volt Lighting to Main Slideout

- Daytime Headlight System
- Lights in Exterior Storage Compartments, Controlled by an Interior Master Switch
- 5 Watt Solar Panel to Charge Chassis Battery
- 75 Amp Converter
- Fluorescent Lights in Ceiling and Overhead Cabinets

### EXTERIOR FEATURES

- Full-Paint Masterpiece Finish™ with Diamond Shield Front Protective Film
- Convex Exterior Mirrors with Remote Control and Defrost
- Hitch for Towing Car, with Two Extra 14 Gauge Wires for Customer's Use — Class-3, 5000 Lb. Rating
- Mud Flaps
- Undercoating
- Hydraulic Leveling Jacks with Touch Manual Control
- Rear Protective Tow Guard with Stainless Steel Newmar Letters

### INTERIOR FEATURES

- Smoke Detector & 10 Bc Fire Extinguisher
- Mini-Blinds in Kitchen Area
- Padded Vinyl Ceiling
- Hardwood Fascia on Living Area Slideout
- Sun Shades on Driver and Passenger Side Windows
- Quilted Bedspread with Reverse Sham, Matching Bedbase and Accent Pillows
- Lined Day/Night Pleated Window Shades & Lambrequins
- Ceramic-Look Floor in Kitchen and Bathroom Area

### PLUMBING/BATH FEATURES

- Exterior Shower, Located on Off-Door Side
- SeaLand™ 500+ China Stool
- Fiberglass Tub/Shower with Glass Shower Door
- Monitor Panel
- Sewage Holding-Tank Rinse
- Sewage-Hose Holder, Easy Access Flop-Down Tray
- Water-Heater Bypass System
- Monoplex Water-Pump Switch — Located in Bathroom, Above Entrance Door and Exterior Near Gate Valves
- Decorative Decals Applied to Tub/Shower Enclosure
- Demand Water System with Aquajet™ “ES” Pump
- Exterior Shower, Located on Off-Door Side

### CONSTRUCTION FEATURES

- BriteTEK™ Roof with 9 MM Decking
- Gelcoated Fiberglass Exterior Sides
- 5/8" Foam Insulation Laminated in Sidewalls & Ceiling
- Aluminum-Frame Sidewalls & Roof Construction, 16" on Center
- Roof R-value Rating: I6
- Sidewall R-value Rating: II
- Floor R-value Rating: II

### WINDOWS, AWNINGS & VENTS

- Automatic Entrance-Door Step
- A&E® 9000 Side Awning
- Lighted Acrylic Assist Handle at Entrance Door
- Power Vent in Bathroom with Wall Switch
- Fan-Tastic® Vent with Rain Sensor in Kitchen Area
- Skylight in Bathroom, Located Above Tub/Shower
- Double-Pane Tinted Safety-Glass Windows, Except on Rear-Bedroom Window, 3743 Floorplan
- Cockpit Overhead Ventilation System

## OPTIONAL FEATURES

### MOTORIZED CHASSIS FEATURES

- Aluminum Wheels (116 Lb.)

### AIR CONDITIONING & HEATING

- Two 15M Penguin Heat Pump Air Conditioners (20 Lb.)

### APPLIANCES & ACCESSORIES

- Dometic® I062 Refrigerator, 10 Cu. Ft. (91 Lb.)
- 30" Convection Microwave Oven with Three-Burner Cooktop (13 Lb.)
- 30" Convection Microwave with Dishwasher-in-a-Drawer Below Three-Burner Cooktop (78 Lb.)
- Compact Washer/Dryer (185 Lb.)
- AM/FM Dash Radio, Multi-Disc CD Player and SIRIUS Satellite Radio Capability
- External Entertainment Center with AM/FM CD Radio (40 Lb.)
- Interior Rearview Mirror with Electronic Compass and Temperature Display
- Navigation System Displayed on Rearview Monitor Screen (12 Lb.)
- Sony® 23" LCD TV in Front Overhead in Place of Standard
- KVH® or Wineguard® Satellite Dish
- Norcold® Four-Door Refrigerator with Ice-maker and Water Dispenser (50 Lb.)

### CABINETS & FURNITURE

- Summer Maple Hardwood Cabinets
- Coastal Cherry Hardwood Cabinets
- Velvet Cherry Hardwood Cabinets
- Luxurious Pillowtop Mattress

### ELECTRICAL FEATURES

- Roof-Mounted Spotlight (3 Lb.)
- Recessed Docking Lights (4 Lb.)
- 600 Watt Inverter for Living Area or Bedroom TV (10 Lb.)
- 7.0 kW Onan® Generator (42 Lb.)

### EXTERIOR FEATURES

- One-Piece Molded-Fiberglass Roof with 9 MM Decking (80 Lb.)
- Large Chrome Exterior Mirrors (5 Lb.)

### INTERIOR FEATURES

- Simulated Plank Floor in Kitchen and Bathroom Areas
- Power-Activated Sun Visors (10 Lb.)
- Ceramic Floor Tile in Bathroom Area and Simulated Plank in Kitchen Area (75 Lb.)

### PLUMBING/BATH FEATURES

- Water Filter with Drink Dispenser at Kitchen Sink (5 Lb.)

### CONSTRUCTION FEATURES

- One-Piece Molded-Fiberglass Roof with 9 MM Decking (80 Lb.)
- Power Lock Arms on All Slideout Rooms (120 Lb.)



# SPECIFICATIONS

## FLOORPLAN SPECIFICATIONS

FLOORPLAN	APP. OVERALL LENGTH	WIDTH	APP. OVERALL HEIGHT	INTERIOR WIDTH	INTERIOR HEIGHT	GREY	SEWAGE	WATER	LP	FURNACE	WATER HEATER
MACA 3501	35' 04"	101.5"	12' 2"	95.5"	80"	50 gal.	50 gal.	75 gal.	25 gal.	35,000 Btu	10 gal.
MACA 3504	35' 04"	101.5"	12' 2"	95.5"	80"	50 gal.	40 gal.	75 gal.	25 gal.	35,000 Btu	10 gal.
MACA 3505	35' 04"	101.5"	12' 2"	95.5"	80"	50 gal.	40 gal.	75 gal.	25 gal.	35,000 Btu	10 gal.
MACA 3743	37' 05"	101.5"	12' 2"	95.5"	80"	50 gal.	50 gal.	75 gal.	25 gal.	42,000 Btu	10 gal.
MACA 3778	37' 05"	101.5"	12' 2"	95.5"	80"	50 gal.	50 gal.	75 gal.	25 gal.	42,000 Btu	10 gal.
MACA 3781	37' 05"	101.5"	12' 2"	95.5"	80"	50 gal.	50 gal.	75 gal.	25 gal.	42,000 Btu	10 gal.
MACA 3783	37' 05"	101.5"	12' 2"	95.5"	80"	50 gal.	50 gal.	75 gal.	25 gal.	42,000 Btu	10 gal.

## WORKHORSE™ CHASSIS INFORMATION

FLOORPLAN	ENGINE HP	AXLE RATIO	FUEL CAP.	WHEELBASE	*FRONT GAWR	*REAR GAWR	*GVWR	*GCWR	APP. UVW	APP. NCC
MACA 3501	340	5.86	75 gal.	228"	9,000 lb.	15,500 lb.	24,000 lb.	30,000 lb.	19,233 lb.	4,767 lb.
MACA 3504	340	5.86	75 gal.	228"	9,000 lb.	15,500 lb.	24,000 lb.	30,000 lb.	19,305 lb.	4,695 lb.
MACA 3505	340	5.86	75 gal.	228"	9,000 lb.	15,500 lb.	24,000 lb.	30,000 lb.	19,805 lb.	4,195 lb.
MACA 3743	340	5.86	75 gal.	252"	9,000 lb.	15,500 lb.	24,000 lb.	30,000 lb.	19,964 lb.	4,036 lb.
MACA 3778	340	5.86	75 gal.	242"	9,000 lb.	15,500 lb.	24,000 lb.	30,000 lb.	19,498 lb.	4,502 lb.
MACA 3781	340	5.86	75 gal.	242"	9,000 lb.	15,500 lb.	24,000 lb.	30,000 lb.	19,414 lb.	4,586 lb.
MACA 3783	340	5.86	75 gal.	242"	9,000 lb.	15,500 lb.	24,000 lb.	30,000 lb.	19,912 lb.	4,088 lb.

Lengths, Heights, Widths and Dry Weights are approximate. Weight will vary based on optional equipment added to the above base weight.

**GAWR:** Gross Axle Weight Rating is the maximum permissible weight for an axle.

**GVWR:** Gross Vehicle Weight Rating is the maximum permissible weight of a fully loaded motorhome.

**GCWR:** Gross Combination Weight Rating is the value specified by the manufacturer of the vehicle as the maximum allowable loaded weight of this motorhome and any towed trailer or towed vehicle.

**UVW:** Unloaded Vehicle Weight is the weight of this motorhome as built at the factory with full fuel, engine oil and coolants. The UVW does not include cargo, fresh water, LP gas or dealer-installed accessories.

**NCC:** Net Carrying Capacity is the maximum weight of all occupants, including the driver, personal belongings, food, fresh water, waste water, LP gas, tools, tongue weight of towed vehicle, dealer-installed accessories, etc., that can be carried by the motorhome.

\* Specifications supplied by chassis manufacturer.

In keeping with our tradition of bringing our customers the highest-quality products in the industry, Newmar works with the following manufacturers to supply components for our vehicles.



www.dometic.com



www.diamond-shield.com

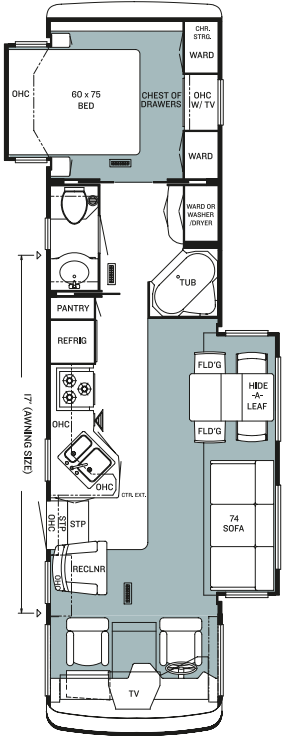


www.guardiangenerators.com

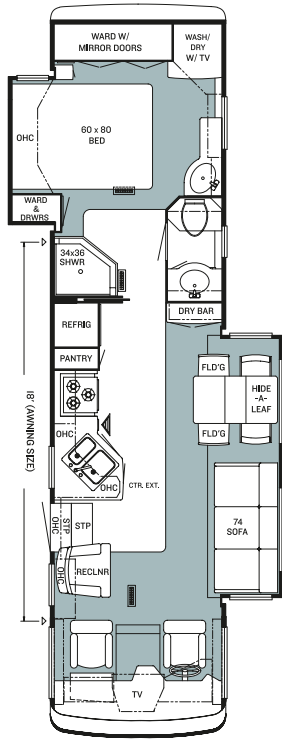


A NEW BREED™

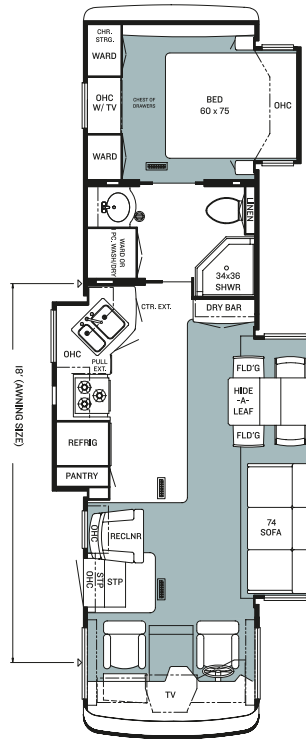
# FLOORPLANS



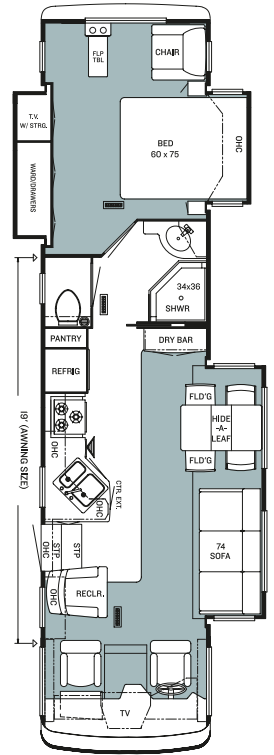
**MACA 3501**  
Options: K122, K421



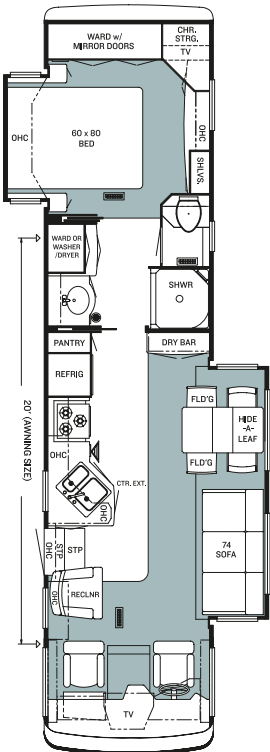
**MACA 3504**  
Options: K122, K421, K822



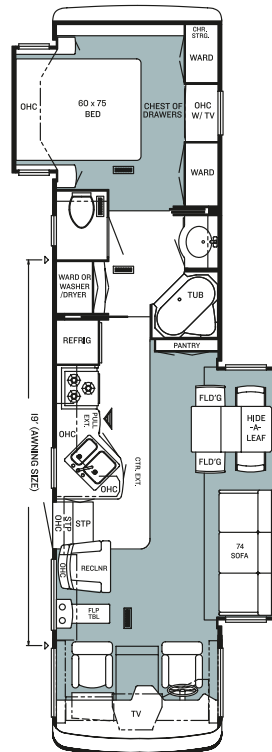
**MACA 3505**  
Options: K122, K421



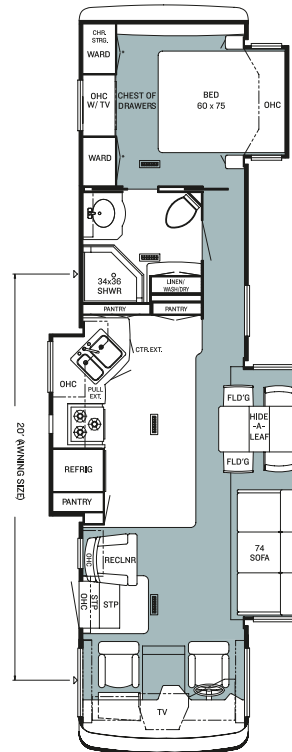
**MACA 3743**  
Options: K122, K421



**MACA 3778**  
Options: K122, K421

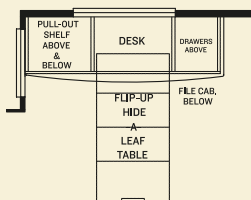


**MACA 3781**  
Options: K122, K421



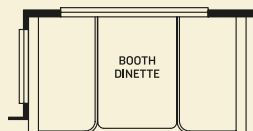
**MACA 3783**  
Options: K122, K421

# FLOORPLAN OPTIONS



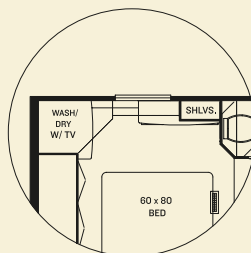
## K122 Combination Desk/Dinette

MACA: 3501, 3504, 3505, 3743, 3778, 3781, 3783



## K421 Booth Dinette

MACA: 3501, 3504, 3505, 3743, 3778, 3781, 3783



## K822 Dresser Center with Storage Tower in Lieu of Bedroom Sink

MACA: 3504

## NEWMARCORP.COM

Visit our Web site. Here you'll easily access the most up-to-date Newmar product information, model specifications, floorplans and options. You'll also learn more about who we are, how we work and what we believe in. Become a registered user—for free—and you'll also get access to the latest event data, technical and service tips and the location of your nearest Newmar dealer. This isn't just our site—it's yours.

## THE NEWMAR FACTORY TOUR

We'd love to have you visit our state-of-the-art production facility in Nappanee, Indiana. Factory tours are given Monday through Friday at 10 a.m. and 1 p.m. (Indiana time). Pre-registration is not required but is helpful, since tour-group sizes may be limited from time to time. Please arrive 15 minutes before the hour and check in at the tour area that is located in Building Nine on Cheyenne Street. No open-toed sandals can be worn, and children under the age of eight are not allowed to take the tour.

For more information or to pre-register, please call 800.860.0086.



NEWMAR QUALITY: A WAY OF LIFE

NEWMAR CORPORATION  
355 N DELAWARE ST  
PO BOX 30  
NAPPANEE IN 46550-0030  
574-773-7791 Fax 574-773-2895  
[www.newmarcorp.com](http://www.newmarcorp.com)

Your Official Mountain Aire Dealer: