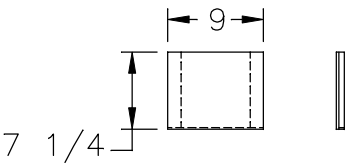
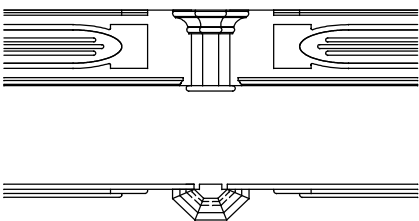


TYPICAL POCKET
DOOR JAM
CONFIGURATION



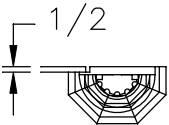
DIVIDER BLOCK



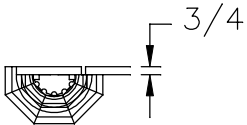
TYPICAL CENTER
BLOCK
CONFIGURATION



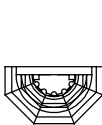
CENTER BLOCK



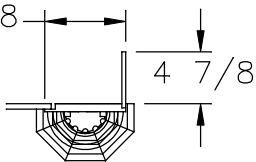
TYPICAL
COLUMN
A



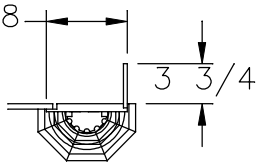
TYPICAL
COLUMN
B



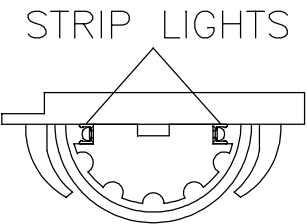
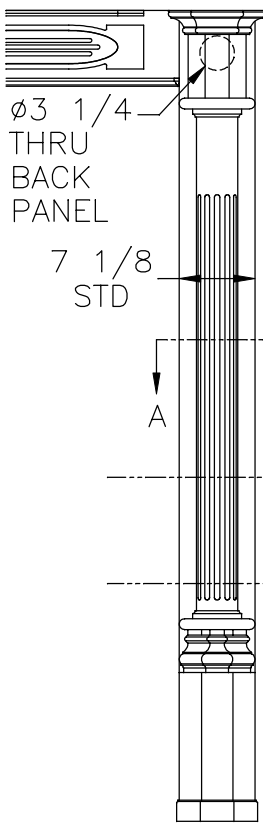
TYPICAL
COLUMN
C



TYPICAL FLUSH FLOOR
HWH COLUMN

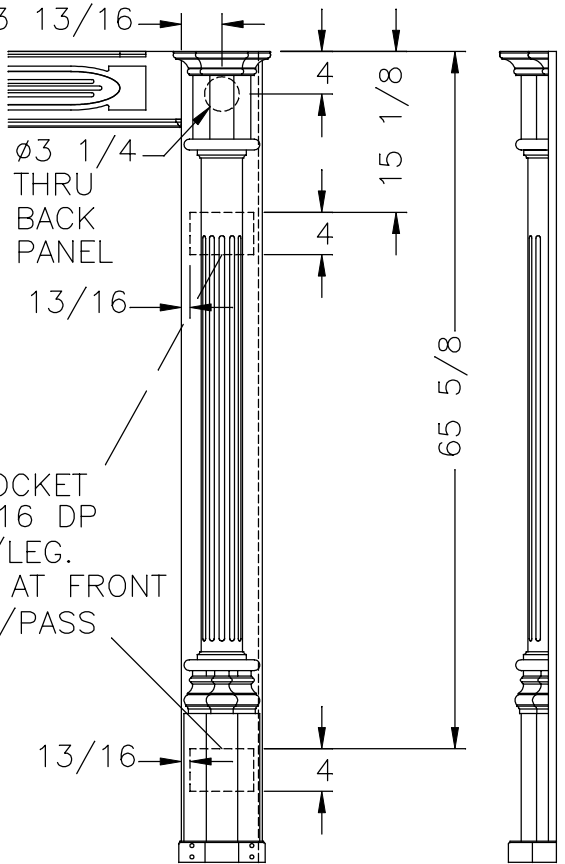


NON-FLUSH
HWH COLUMN



SECTION A-A
4X SCALE

MAGNET POCKET
4x6 - 3/16 DP
2 PLACES/LEG.
NOT USED AT FRONT
BY DRIVER/PASS
SEATS



CUT OFF BOTTOM
AS NEEDED FOR
SHORTER APPLICATIONS

REMOVABLE FOOT W/ 4 MAGNETIC
INSERTS INSTALLED BY VENDOR -
FULL LENGTH FLUSH HWH APPLICATIONS ONLY



NEWMAR CORP P.O. Box 30, Nappanee, IN. 46550 UNITS: INCHES TITLE BLOCK: 75TB	Model: EXDP	Sheet 1 OF 1	Drawn by: F. S.	Checked by: D. K.	Revision: REVISED MAGNET POCKET NOTE TO INCLUDE "DRIVER/PASS SEAT" CONDITION (ECO #272)	By: F. S. Date: 7/8/16
	Title: FASCIA DETAILS	I.D. # 2017\ HE\CAB\FASCIA\ EX_DETAILS	Date: 10/15/15	Date: 11/5/15	Revision: ADDED 3 1/4 WIRE HOLE TO NON-HWH COLUMN (PCR #170842)	By: F. S. Date: 6/8/16