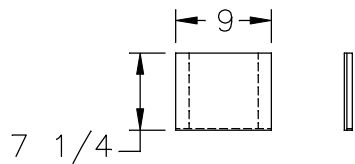
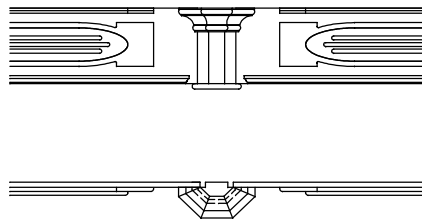


TYPICAL POCKET  
DOOR JAM  
CONFIGURATION



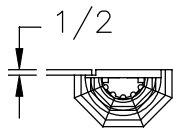
DIVIDER BLOCK



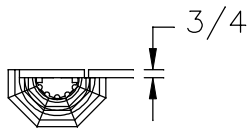
TYPICAL CENTER  
BLOCK  
CONFIGURATION



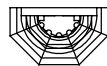
CENTER BLOCK



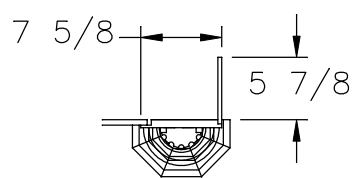
TYPICAL  
COLUMN  
A



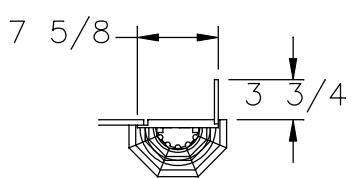
TYPICAL  
COLUMN  
B



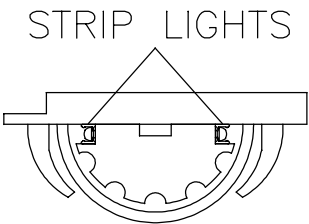
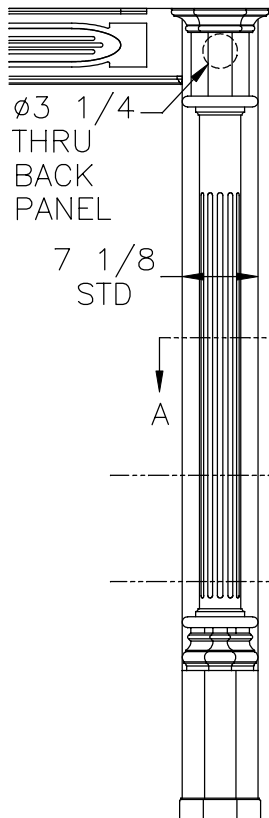
TYPICAL  
COLUMN  
C



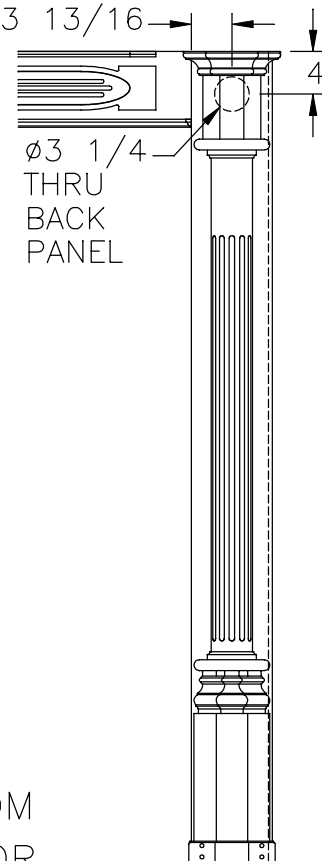
TYPICAL FLUSH FLOOR  
HWH COLUMN



NON-FLUSH  
HWH COLUMN



SECTION A-A  
4X SCALE



CUT OFF BOTTOM  
AS NEEDED FOR  
SHORTER APPLICATIONS

REMOVABLE FOOT W/ 4 MAGNETIC  
INSERTS INSTALLED BY VENDOR –  
FULL LENGTH FLUSH HWH APPLICATIONS ONLY



<b>NEWMAR CORP</b> P.O. Box 30, Nappanee, IN. 46550  UNITS: INCHES TITLE BLOCK: 75TB	Model:	Sheet	Drawn by:	Checked by:	Revision: NEW DRAWING FOR 2018 – HWH REVS (ECO #38)	By: F. S.
	EXDP	1 OF 1	F. S.	D. K.		Date: 3/29/17
	Title:	I.D. # 2018\	Date:	Date:	Revision:	By:
	FASCIA DETAILS	HE\CAB\FASCIA\EX_DETAILS	3/29/17	4/8/17		Date:



<b>NEWMAR CORP</b> <b>P.O. Box 30,</b> <b>Nappanee, IN. 46550</b>  UNITS: INCHES TITLE BLOCK: 5TB	Model:	Sheet	Drawn by:	Checked by:	Revision: UPDATED CNC PANEL DETAILS	By: F. S.
	EXDP	1 OF 1	F. S.	D. K.		Date: 1/5/16
	Title:	I.D. # 2017\	Date:	Date:	Revision:	By:
	BEDROOM S-O FASCIA SOFFIT	HE\CAB\FASCIA\	10/27/15	11/5/15		Date:
		EX_BR_SOFFIT				