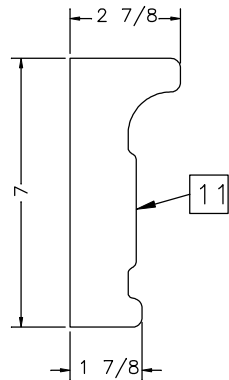
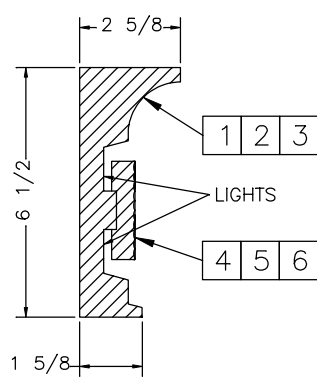


PARTS LIST (CALYPSO)				PARTS LIST (AMARETTO)				PARTS LIST (ARCTIC)			
ITEM #	QTY	NEWMAR #	DESCRIPTION	ITEM #	QTY	NEWMAR #	DESCRIPTION	ITEM #	QTY	NEWMAR #	DESCRIPTION
1	—	155921	FASCIA HORIZONTAL BASE 101"	1	—	159824	FASCIA HORIZONTAL BASE 101"	1	—	156111	FASCIA HORIZONTAL BASE 101"
2	—	155922	FASCIA HORIZONTAL BASE 84"	2	—	159826	FASCIA HORIZONTAL BASE 84"	2	—	156113	FASCIA HORIZONTAL BASE 84"
3	—	155923	FASCIA HORIZONTAL BASE 60"	3	—	159827	FASCIA HORIZONTAL BASE 60"	3	—	156115	FASCIA HORIZONTAL BASE 60"
4	—	155924	FASCIA HORIZONTAL INSERT 101"	4	—	159828	FASCIA HORIZONTAL INSERT 101"	4	—	156117	FASCIA HORIZONTAL INSERT 101"
5	—	155925	FASCIA HORIZONTAL INSERT 84"	5	—	159829	FASCIA HORIZONTAL INSERT 84"	5	—	156119	FASCIA HORIZONTAL INSERT 84"
6	—	155926	FASCIA HORIZONTAL INSERT 60"	6	—	159830	FASCIA HORIZONTAL INSERT 60"	6	—	156121	FASCIA HORIZONTAL INSERT 60"
7	—	155927	FASCIA VERTICAL BASE 72"	7	—	159571	FASCIA VERTICAL BASE 72"	7	—	156123	FASCIA VERTICAL BASE 72"
8	—	155928	FASCIA VERTICAL BASE 50"	8	—	159572	FASCIA VERTICAL BASE 50"	8	—	156125	FASCIA VERTICAL BASE 50"
9	—	155929	FASCIA VERTICAL INSERT 72"	9	—	159831	FASCIA VERTICAL INSERT 72"	9	—	156127	FASCIA VERTICAL INSERT 72"
10	—	155930	FASCIA VERTICAL INSERT 50"	10	—	159832	FASCIA VERTICAL INSERT 50"	10	—	156129	FASCIA VERTICAL INSERT 50"
11	—	155931	FASCIA END CAP 7"	11	—	159833	FASCIA END CAP 7"	11	—	156131	FASCIA END CAP 7"
12	—	156745	FASCIA HORIZONTAL SPACER 6.5"	12	—	159576	FASCIA HORIZONTAL SPACER 6.5"	12	—	156747	FASCIA HORIZONTAL SPACER 6.5"
13	—	160816	FASCIA RETURN RAIL 80" CALYPSO	13	—	160815	FASCIA RETURN RAIL 80" AMARETTO	13	—	160817	FASCIA RETURN RAIL 80" ARCTIC

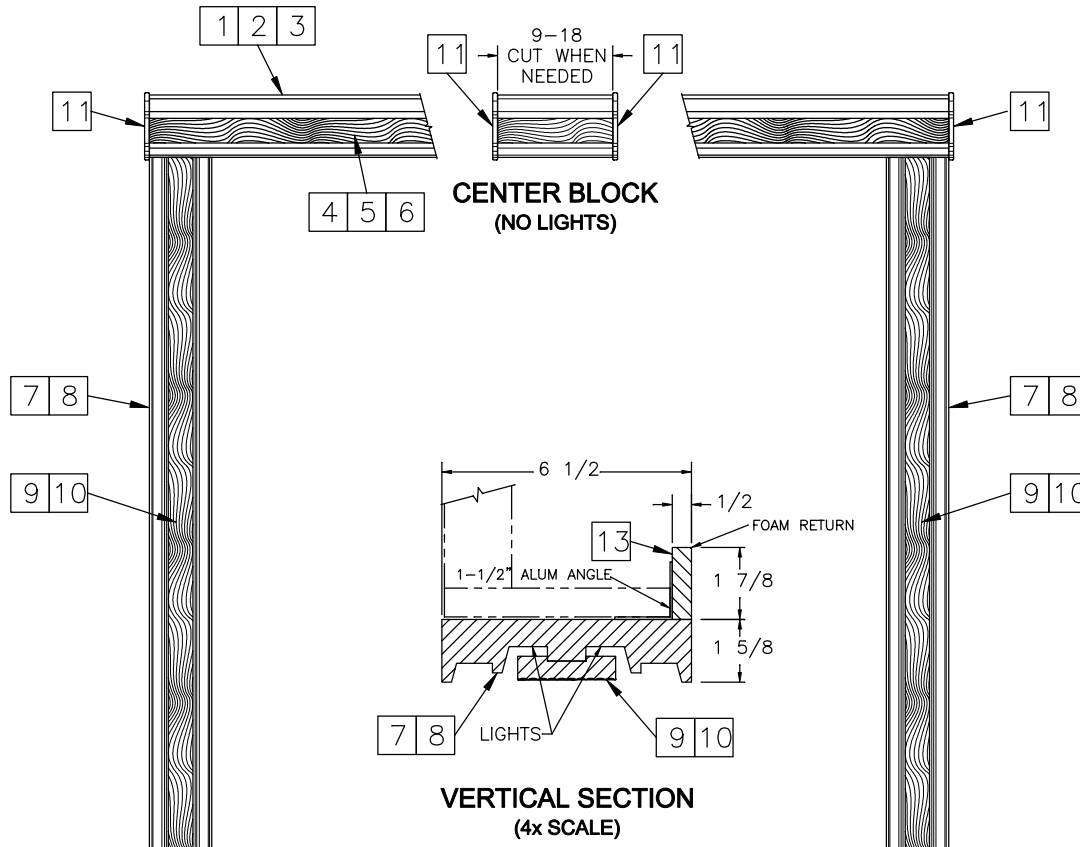
PARTS LIST (LIGHTS)			
14	—	143373	LIGHT WP LED 12V W/LEADS 88"
15	—	143374	LIGHT WP LED 12V W/LEADS 116"
16	—	143375	LIGHT WP LED 12V W/LEADS 166"
17	—	143376	LIGHT WP LED 12V W/LEADS 190"
18	—	143377	LIGHT WP LED 12V W/LEADS 216"



END CAP
(4x SCALE)



HORIZONTAL SECTION
(4x SCALE)



VERTICAL SECTION
(4x SCALE)

NOTES:
1. SEE INDIVIDUAL FASCIA PRINTS FOR LENGTHS

NEWMAR CORP P.O. Box 30, Nappanee, IN. 46550 UNITS: INCHES TITLE BLOCK: 75TB	Model: BTCA (SEE INDEX)	Sheet 1 OF 1	Drawn by: M. G.	Checked by: D. E.	Revision: ADDED 1-1/2" ALUM. ANGLE BEHIND FASCIA AND FOAM RETURN PANEL. (PCR #230833)	By: M. G. Date: DE 2/4/22
	Title: TYPICAL S-O FASCIA COMPONENTS	I.D. # 2023\ CA\CAB\FASCIA\ BTCA_FASCIA	Date: 8/9/21	Date: 10/19/21	Revision: ADDED DIMENSION FOR 1-7/8" FASCIA FINGER. (PCR #230763)	By: M. G. Date: DE 1/20/22