



CANYON STAR

2023 DIESEL MOTORCOACH





MEET THE OUTDOORS HEAD-ON.

The 2023 Canyon Star isn't just the only Class A front engine diesel on the market. It's also the only Class A front engine diesel toy hauler—and now it's available exclusively in garage models, with three new and uniquely different floor plans.

Freightliner® MC Front-Engine Diesel Chassis

Cummins B Diesel Engine // 340 HP // 700 lb./ft. torque



37'–39' // 3 floor plans





COCKPIT

Six-Way Power Driver and Passenger Seats

Manual Footrest and Seat Tablet Holder on Passenger Seats

Xite Dash Radio

Apple CarPlay
9" Dual Monitor
Nav-N-Go Navigation System

Side-View Cameras

USB Outlets

Harman/JBL 180-Watt Sound System





CABIN

**Three Décor Options:
Bellona*, Moab*, and Hyannis**

**75" Williamsburg Comfort
Lounge Jackknife Sofa**

Samsung® LED TV
Bose® Soundbar

*New for 2023



*Floor plan 3957 with Moab décor
and Bermuda cabinets*





CABIN

**WiFi Ranger Everest System
with Aspen Router** (Optional)

**Two 13.5M Penguin™ Central
Air Conditioners**

Two 15M Penguin™ Heat Pump Air Conditioners (Optional)

10.1" Central Monitor Panel*

*New for 2023





GALLEY

Glazed Maple Cabinets Available in Six Matte Finish Color Options

Soft-Close Cabinet Drawers

30" Convection Stainless Microwave

3 Burner Gas Cooktop with Piezzo Ignition

2 Burner Induction Cooktop (Optional)

Norcold® 10 Cu. Ft. Refrigerator

Six Optional Refrigerator Configurations

Polished Solid Surface Countertop

Undermounted Stainless Steel Sink

Dishwasher (Optional)

Kitchen Window





DINETTE

Williamsburg Dinette Booth Sleeper
Drawers for Added Storage





MASTER BEDROOM

Samsung® LED TV

King Bed*

Pillow Top Mattress

Sleep Number® Adjustable Mattress (Optional)

Large Lighted Shirt Wardrobe

*Floor Plan 3957 only





BATHROOM

**35" Fiberglass Shower
with Shower Door**

**Truma AquaGo Continuous
Flow Water Heater**

**Polished Solid
Surface Countertops**

Fold-Down Seat (Optional)





GARAGE

8' Garage* or 10' Garage**

Exterior AM/FM/DVD Radio

Two Inside Speakers and Two Outside Speakers

Bunk Beds with Electric Lift (Optional)

Splendide® Two-Piece Stacked Washer and Dryer (Optional)

*Floor Plans 3737 and 3957

**Floor Plan 3947





GARAGE

Convertible Patio with Railing and Steps*

Powered Rear Ramp Door** (Optional)

13.5 Penguin™ Heat Pump Air Conditioner (Optional)

Samsung® 32" LED TV (Optional)

Power Screen for Rear Garage Door (Optional)

*Floor Plans 3737 and 3957

**Floor Plan 3947





EXTERIOR

**Industry-Exclusive Full-Paint Masterpiece Finish™
with Clearcoat Finish**

Exterior Entertainment Center (Optional)

Samsung® 32" LED TV
AM/FM Radio

SilverStar Ultra Headlight Bulbs





EXTERIOR

6 kW Cummins Onan® Generator
with Remote Switch and Automatic Changeover
Automatic Generator Start on Low Battery or Temperature Setting

8 kW Cummins Onan® Generator (Optional)

10w Solar Panel (to charge chassis battery)





INTERIOR/EXTERIOR
DESIGN OPTIONS

Bellona




Awning Color: Linen Tweed

BELLONA INTERIOR

a. Furniture/Fabric b. Flooring c. Counter Top



CABINET FINISHES



*Exterior colors and interior décor options can be matched to customer preference.

*Available in Matte Finish






Hyannis




Awning Color: Charcoal Tweed

HYANNIS INTERIOR a. Furniture/Fabric b. Flooring c. Counter Top



CABINET FINISHES



*Exterior colors and interior décor options can be matched to customer preference.

*Available in Matte Finish

Moab




Awning Color: Charcoal Tweed

MOAB INTERIOR a. Furniture/Fabric b. Flooring c. Counter Top



CABINET FINISHES



*Exterior colors and interior décor options can be matched to customer preference.

*Available in Matte Finish



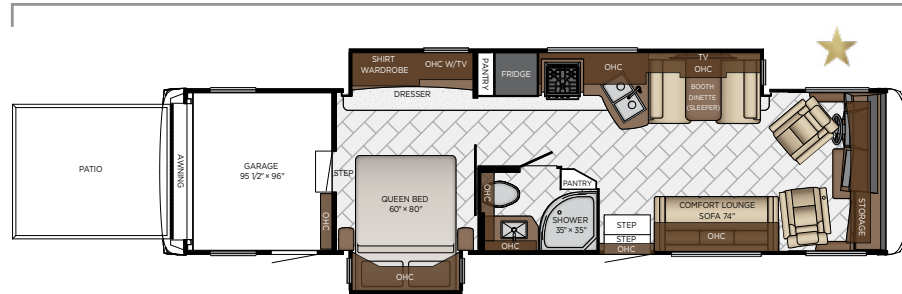


FLOOR PLANS & SPECIFICATIONS



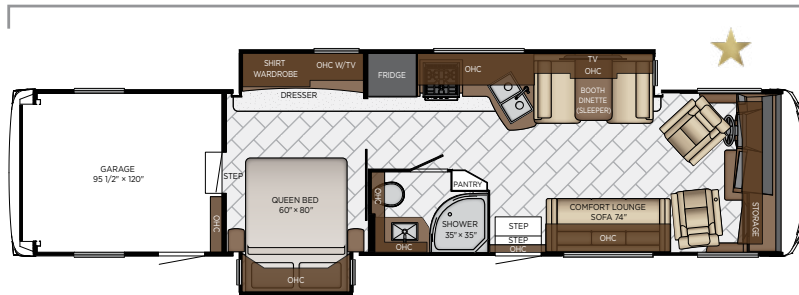


Length: 37' 11"



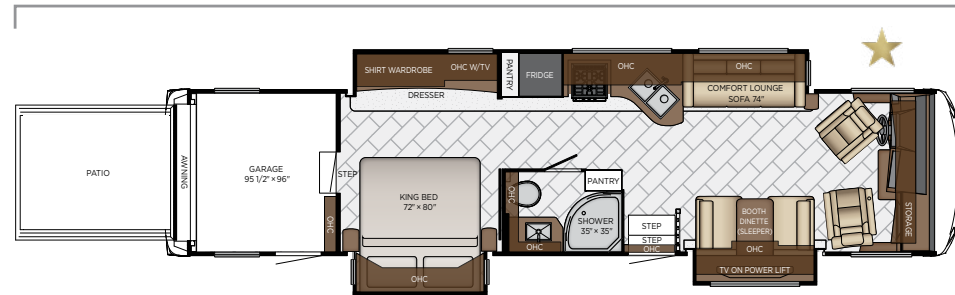
3737	Length	37' 11"	Grey Tank	60 gal.
	Width	101.5"	Sewage Tank	40 gal.
	App. Overall Height	12' 11"	Water Tank	75 gal.
	Interior Width	95.5"	Propane Tank	25 gal.
	Interior Height	84"	Furnace	42,000 btu

Length: 39' 11"



3947	Length	39' 11"	Grey Tank	60 gal.
	Width	101.5"	Sewage Tank	40 gal.
	App. Overall Height	12' 11"	Water Tank	75 gal.
	Interior Width	95.5"	Propane Tank	25 gal.
	Interior Height	84"	Furnace	42,000 btu

Length: 39' 11"



3957	Length	39' 11"	Grey Tank	60 gal.
	Width	101.5"	Sewage Tank	40 gal.
	App. Overall Height	12' 11"	Water Tank	75 gal.
	Interior Width	95.5"	Propane Tank	25 gal.
	Interior Height	84"	Furnace	42,000 btu

★ - new floor plan



QUALITY YOU CAN FEEL

Like a fine home, the 2023 Canyon Star is framed 16 inches on center, and is covered by a fiberglass roof with an integrated gutter rail.

FREIGHTLINER®											
FLOOR PLAN	ENGINE HP	AXLE RATIO	FUEL CAP.	WHEEL BASE	FRONT GAWR	REAR GAWR	TAG GAWR	GVWR	GCWR	APP. UVW	APP. NCC
3737	340	5.13	80 gal.	249	12000 lb.	20000 lb.	n/a	32000 lb.	33000 lb.	24300 lb.	7700 lb.
3947	340	5.13	80 gal.	274	12000 lb.	20000 lb.	n/a	32000 lb.	33000 lb.	25300 lb.	6700 lb.
3957	340	5.13	80 gal.	274	12000 lb.	20000 lb.	n/a	32000 lb.	33000 lb.	26700 lb.	5300 lb.

The content in our literature depicts and describes products that are subject to change. For the most recent images and information, please visit NewmarCorp.com.

Lengths, heights, widths, and dry weights are approximate. Weight will vary based on optional equipment added to the above base weight.

GAWR: Gross Axle Weight Rating is the maximum permissible weight for an axle.

GVWR: Gross Vehicle Weight Rating is the maximum permissible weight for a fully loaded motor coach.

GCWR: Gross Combination Weight Rating is the value specified by the manufacturer of the vehicle as the maximum allowable loaded weight of this motor coach and any towed trailer or towed vehicle.

UVW: Unloaded Vehicle Weight is the weight of this motor coach as built at the factory with full fuel, engine oil, and coolants. Does not include cargo, fresh water, propane gas, or dealer-installed accessories.

NCC: Net Carrying Capacity is the maximum weight of all occupants, including the driver, personal belongings, food, fresh water, waste water, propane gas, tools, tongue weight of towed vehicle, dealer-installed accessories, etc., that can be carried by the motor coach.

Specifications supplied by the chassis manufacturer.

Canyon Star R-Values:

Roof R-Value = 19

Sidewall R-Value = 11

Floor R-Value = 16

Basement R-Value = 4





FEATURES & OPTIONS



EXTERIOR FEATURES

Full-Paint Masterpiece Finish™ with Clearcoat Finish
Diamond Shield Protection on Front Cap
Convex Exterior Mirrors with Defrost and Remote Control
Entrance Door with Automatic Triple Step
Entrance Door with Automatic Triple Step in Garage
Fueling Station in Garage
Rear Hitch for Towing Car
Garage 8' Rear Ramp Door without Hump, Functions as a Rear Deck
Garage 10' Rear Ramp Access Designed for ATV and Normal Clearance Motorcycle
Assist Handle at Entrance Door
Stainless Steel Exterior Trim Pieces on Front Cap and Grill Area
Chrome Exterior Baggage Door Handles
Smart Level Hydraulic Leveling Jacks with Bluetooth Compatible Touch Pad
Undercoating
Mud Flaps
Rear Protective Tow Guard with Stainless Newmar Letters

OPTIONS
Flag Pole Bracket
Rear Ladder
Rear Garage Ramp Power Door on 3947

CONSTRUCTION FEATURES

One-Piece Molded Fiberglass Roof
5/8" Foam Insulation Laminated in Sidewalls and Ceiling
Gelcoated Fiberglass Exterior Sidewalls, Front and Rear Caps
Aluminum-Frame Sidewalls and Roof Construction, 16" on Center
Polar Pak R-19 Batten Insulation on Roof
Automatic Mechanical Lock Arms on Slideout Rooms-Scissor Style

WINDOWS, AWNINGS, & VENTS

Frameless Double-Pane Tinted Safety Glass Windows
Fan-Tastic® Vent with Rain Sensor in Kitchen, Bathroom and Garage Area
Skylight Above Shower
Apex Dual Stage Armless Awning with Strip Lighting
Slideout Covers
One-Piece Tinted Windshield

OPTIONS
Power Screen for Rear Garage Door
Window Power For Driver

CHASSIS FEATURES

Freightliner® 256" WB, 340Hp Front Engine Diesel
Freightliner® 274" WB, 340Hp Front Engine Diesel
Cruise Control
Tilt Steering Wheel
Aluminum Wheels
Anti-Lock Braking System

AIR CONDITIONING & HEATING

Two 13.5M Penguin™ Central Air Conditioners
Dash Heater and Air Conditioner
Defrost Fans Built Into Front Overhead
Driver and Passenger Dash Overhead Ventilation System
Propane Gas Furnace with Ducted Heat

OPTIONS
13.5 Penguin™ Air Conditioner with Heat Pump in Garage, 8KW Generator, Energy Management System
Two 15M Penguin™ Heat Pump

ELECTRICAL FEATURES

6 kW Cummins Onan® Generator with Remote Switch and Automatic Changeover
50 Amp Electrical Service with Flexible Cord and Automatic Transfer Switch
Four 12 Volt House Batteries and 1200 Watt Pure Sine Inverter
Battery Disconnect Switch for House Battery
12 Volt Auxiliary Recept on Dashboard
10 Watt Solar Panel to Charge Chassis Battery
Drain Lift Pump with 1200 Watt Inverter*
60 Amp Converter
Daytime Running Lights
Emergency Engine Start Switch
Accent Lights in Slideout Fascia Trim
LED Ceiling Lights Throughout
Interior Courtesy Lights
Multiplex Lighting Control System



Lighted Wardrobe
Manually Operated Hold-To-Run Slideout Switch
Energy Management System
USB Outlet at Passenger Seat Area and at Dash for Driver Use
Cable TV Connection
Fog Lights
Lights in Exterior Storage Compartments, Controlled by an Interior Master Switch
LED Awning Strip Lighting
Automatic Generator Start on Low Battery or Temperature Setting
Dash Radio, Cameras and Monitors to Power Up from both House Batteries and Ignition

OPTIONS
8.0 KW Onan Generator*
Inverter 2000 Watt Pure Sine with CPAP Prep, Six 6-Volt Batteries*
Solar Prep with Six Gauge Wire Ran from Roof to First Storage Compartment
Transfer Switch with Surge Protector

PLUMBING & BATH FEATURES

Demand Water System
Sewage Holding Tank Rinse
Water Heater Bypass System
Dometic® 321 China Bowl Stool*
Fiberglass Shower Surround with Shower Door*
Exterior Shower Located on Off Door Side
Water Filter for Entire Unit

OPTIONS
Fold-Down Shower Seat

INTERIOR FEATURES

Padded Vinyl Ceiling
Carpeting On Slideout Floors
Inlaid Six Panel Design Interior Passage Doors
Slideout Fascia Hardwood
Auto Motion Power Shade at Windshield and Manual Shades at Driver and Passenger Side Windows
Auto Motion Manual Double Roller Window Shades*
Dash Panel Color Coordinated ABS
Decorative Wall Art

Fitted Non-Quilted Bedspread and Accent Pillow
Vinyl Tile Floor in Kitchen, Bathroom and Living Area
Interior Assist Handle at Main Entrance Door
Central Monitor Panel
Shoe Storage Located in Entrance Door Step Compartment
Diamond Tread Rubber Flooring in Garage
Tie-Down Track in Garage
Integrated Window Blind System on Entry Door
Wastebasket in Kitchen Base Under Sink

OPTIONS
Vinyl Plank Floor in Place of Vinyl Tile
Two Wheel Chocks for Garage Area

CABINETS & FURNITURE

Calypso Glazed Maple Cabinets with Mitered Flat Designer Doors with Matte Finish
Concealed Hinges on Cabinet Doors
Cabinet Door Hinges Concealed Extended Rotation for Washer and Dryer
Drawers Underneath Booth Dinette Seats
Soft-Close Cabinet Drawers
Polished Solid Surface Countertop in Kitchen with Undermounted Stainless Steel and Sink Covers
Polished Solid Surface Countertops in Bathroom and Bedroom
Drawers with Full Extension Ball Bearing Guides
Pull-Out Pantry Shelves*
Dinette Booth Williamsburg Sleeper
Williamsburg Sofa and Driver and Passenger Seats
Lifts on Bed Top
Plush Pillow Top Mattress
Molded Silverware Divider Tray
Cooktop Flush, Matching Countertop Material

OPTIONS
Bermuda Glazed Maple Hardwood Mitered Flat Designer Cabinet Doors with Matte Finish
Glacier Glazed Maple Hardwood Mitered Flat Designer Cabinet Doors with Matte Finish
Toffee Glazed Maple Hardwood Mitered Flat Designer Cabinet Doors with Matte Finish
Arctic "B" Glazed Maple Mitered Flat Designer Cabinet Doors with Matte Finish
Amaretto Glazed Maple Mitered Flat Designer Cabinet Doors with Matte Finish
Buffet Dinette



Euro Booth Dinette
Sleep Number® R5 Square Air Mattress
Bunk Beds Electric Lift with Removable Floor Rug in Garage 10’
Bunk Beds Electric Lift with Removable Floor Rug in Garage 8’
Bunk Beds Electric Lift with Seating, Pedestal Table and Removable Floor Rug in Garage 10’
Bunk Beds Electric Lift with Seating, Pedestal Table and Removable Floor Rug in Garage 8’
Two Ottomans*
74” Sofa Inclinor Non-Sleeper

APPLIANCES & ACCESSORIES

30” Convection Stainless Steel Microwave with 3 Burner Gas Cooktop with Piezzo Ignition*
Norcold® 10 Cf. Refrigerator
Raised Panel Refer Door Insert Panel
Water Heater Truma AquaGo Instant Continuous Flow

OPTIONS

Norcold 12 Cf. 4-Door Refrigerator with Icemaker
Icemaker Added to Standard Norcold Refrigerator
Icemaker Added to Standard Norcold Refrigerator with Heated Water Line
110 Volt Heat Pads for Holding Tanks
Two Burner Induction Cooktop
Central Vacuum with Tool Kit
Dishwasher Under Cooktop
Prep for Two-Piece Washer and Dryer in Garage
Splendide® Two-Piece Stacked Washer and Dryer in Garage
Whirlpool® 19.7 Cf. Refrigerator, 2000 Watt Pure Sine Inverter with CPAP Prep and Six-6 Volt Batteries
Whirlpool® 11 Cf. Refrigerator with Ice Maker, Inverter 2000W Pure Sine with CPAP Prep and Six-6 Volt Batteries
Whirlpool® 11 Cf. Refrigerator, Inverter 2000W Pure Sine with CPAP Prep and Six-6 Volt Batteries

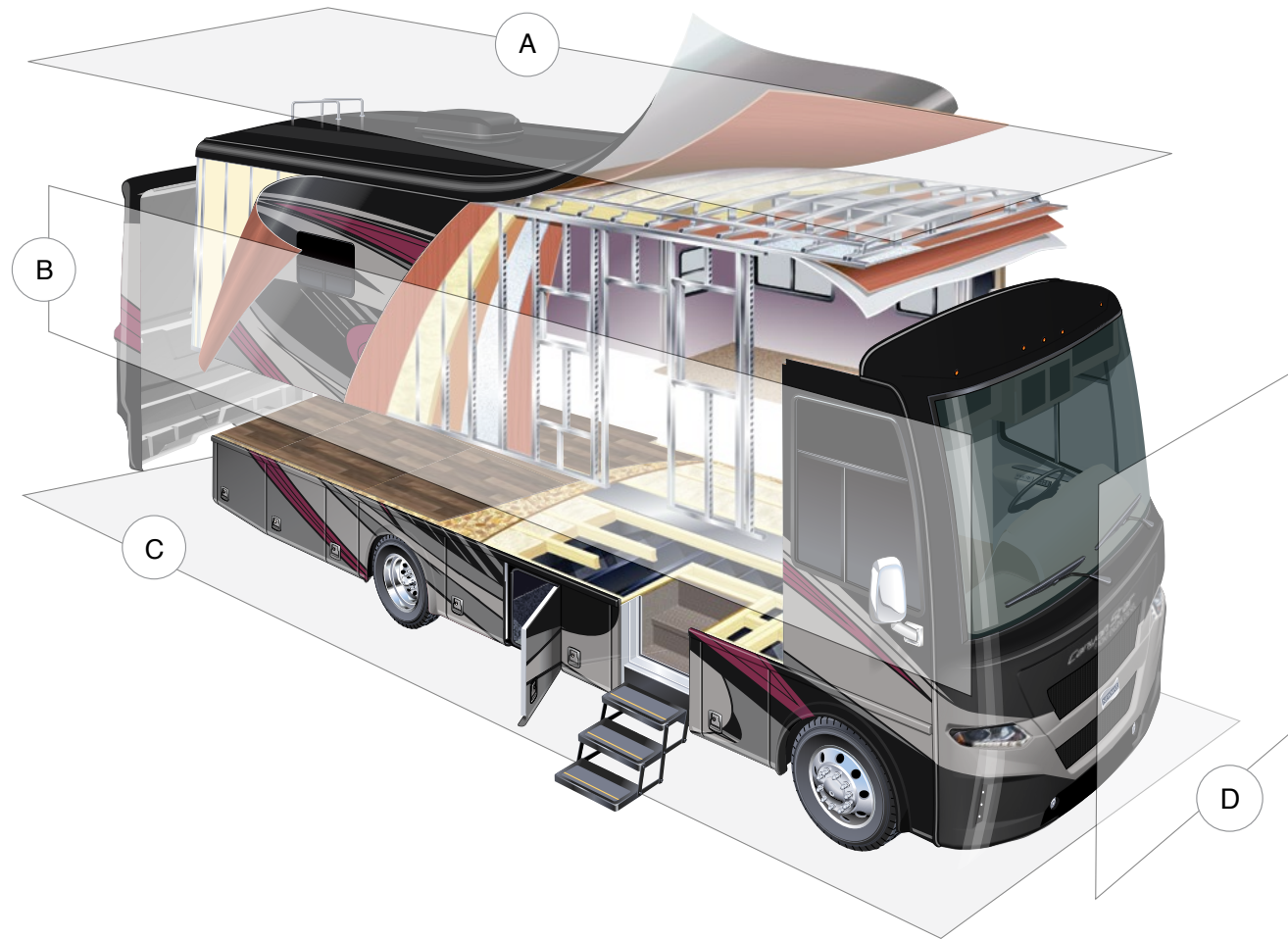
AUDIO, VIDEO & ACCESSORIES

Samsung® LED TV in Living and Bedroom Areas (TV Sizes Vary Per Floor Plan)
Bose® Soundbar Sound System
Dash Radio with Harman/JBL 180 Watt Sound System
Exterior AM/FM/DVD Radio with Two Speaker Inside Garage Area and Two Outside Speakers*
High Definition Component Wiring
Rearview Color Monitor System with Audio
Side-View Cameras Displayed onto Rear View Monitor Screen
Winegard Digital Crank-Up TV Antenna
Two Bedroom Radio Speakers with On/Off Switch
Satellite Prep on Roof
TV Jack and 110 Volt Recept in Door Side Exterior Storage Compartment
10 Bc Fire Extinguisher, Smoke Detector, Propane and Carbon Monoxide Detector
10 Bc Fire Extinguisher in Garage
Xite Dash Radio with Apple CarPlay, 9” Dual Monitor with Nav-N-Go Navigation System
Microphone Bluetooth for Dash Radio

OPTIONS

Samsung® 43” LED TV in Front Overhead*
Samsung® 32” LED TV in Garage
Exterior Entertainment Center in Storage Compartment with Samsung® 32” LED TV and AM/FM/Radio
Sirius® XM Satellite Radio with Antenna (Does not include monthly subscription)
WiFi Ranger Denali/Spruce LTE
WiFi System Everest with Aspen Interior Router
Winegard Automatic Dome Satellite Dish-for Std/HD, DIRECTV Std. and Bell Canada
Winegard Automatic Open Face Satellite Dish-for HD and Bell HD TV
Winegard Automatic Open Face SWM Satellite Dish-for DIRECTV Std/HD
Winegard In-Motion Dome Satellite Dish-for Std/HD, DIRECTV Std. and Bell Canada
Winegard Rayzar Automatic Digital TV Antenna

*CHECK WITH DEALERSHIP ON FLOOR PLAN AVAILABILITY



A. ROOF

- Fiberglass Roof
- Roof Decking
- Batten Insulation
- A/C Ducting
- 16" on Center Aluminum Rafter Framing
- Kraft Paper Vapor Barrier
- 5/8" Bead Foam
- 3/16" Panel
- Padded Vinyl Overlay

B. SIDEWALL

- Interior Wall Panel
- 5/8" Bead Foam
- Kraft Paper Vapor Barrier
- Batten Insulation
- Composite One-Piece Gelcoat Exterior Sidewall
- Aluminum Framing

C. FLOOR

- Carpet/Tile
- Carpet Padding
- 5/8" Floor Decking
- Batten Insulation
- 16" on Center Wood Framing
- Polyethylene Moisture Barrier

D. EXTERIOR

- 15M Penguin™ Heat Pump Central Air Conditioner
- One-Piece Bonded Windshield
- Coated Aluminum Wheels
- Frameless, Double-Pane, Tinted Safety Glass Windows
- Side-Hinged Baggage Doors with Optional Pull-Out Tray

THE NEWMAR CUSTOMER EXPERIENCE

The Newmar difference goes beyond our industry-leading motor coaches to provide you with an unrivaled ownership experience.



QUALITY FROM THE START

Every Newmar is crafted one at a time by folks who have spent an average of eight years building them. And each coach we assemble must undergo more than 1,000 tests and checks before ever leaving our factory.



CAREFULLY SELECTED DEALERS

We view our dealership network in terms of quality, not quantity. Each of our dealers acts as a partner in our shared mission to exceed your highest of expectations, for an ownership experience that's second to none from day one.



EVERYTHING IN ONE PLACE

As a Newmar owner, you'll find resources specific to your coach through Newgle, an easy-to-use knowledge base that houses everything from user guides to technical support documents.



FRIENDS FOR LIFE

Meet fellow owners through the Newmar Kountry Klub, a top social club for RV travelers that hosts rallies and other special events throughout the U.S. and Canada.



SEAMLESS SERVICE

When you join the Newmar family, we pair you with a dedicated service specialist with expert knowledge of your exact coach. Available 24/7, our service specialists guarantee dealer warranty authorizations within four business hours and ship all in-stock parts the same day, free of charge.



ROCK-SOLID PROTECTION

All models include a one-year/unlimited mileage limited warranty and a five-year, non-transferable structural warranty that covers your coach's superstructure in the event it fails to perform. Ask your Newmar dealer for more details.



OUR PARTNERS

Newmar Quality Begins with the Company We Keep

You deserve class-leading performance from names you can trust. That's why we only work with suppliers dedicated to providing our customers with unrivaled quality, comfort, and support.

BASF

We create chemistry

The Coatings division of BASF is a global expert in the development and production of innovative and sustainable OEM and refinish coatings that deliver solutions beyond your imagination.



INDUSTRIAL FINISHES

Industrial Finishes has supported RV manufacturers for over four decades. The Industrial Finishes paint process delivers uncompromising quality, providing your coach with a true "Masterpiece" finish.



Driven By You

FREIGHTLINER CUSTOM CHASSIS

Freightliner® Custom Chassis Corp. (FCCC) is renowned for delivering the industry's best ownership experience through exceptional 24/7 factory-direct support, exceptional ride and handling, and developing high-performance innovations such as DRIVETECH. It's the only RV driving system that prioritizes safety and automotive luxury by putting every command at your fingertips.



RIVERPARK

At RiverPark, we proudly represent the leading brands in consumer electronics—brands you know and trust to provide exceptional quality and innovative technology. Newmar features Samsung's incredible 4K TVs, Xite Infotainment systems featuring Nav-N-Go Navigation, Bose® soundbars, and JBL and Infinity premium audio. Step into a 2023 Newmar and experience dazzling audio and video performance throughout the coach.



RV CHASSIS

SPARTAN MOTORS

Spartan® Motors is an American company with over 30 years of experience designing and manufacturing the premier motorhome chassis, which provides superior performance, exceptional safety ratings, and industry-leading technology.



WHEN YOU KNOW THE DIFFERENCESM