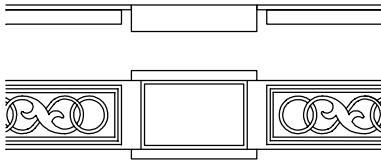



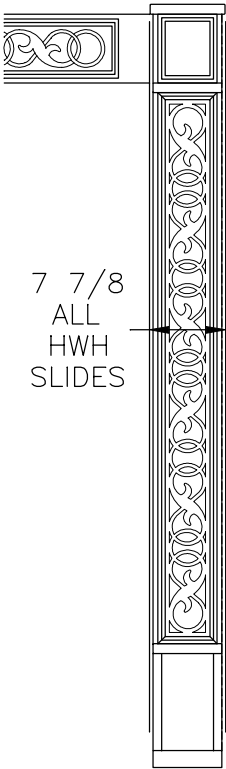
TYPICAL POCKET
DOOR JAM
CONFIGURATION



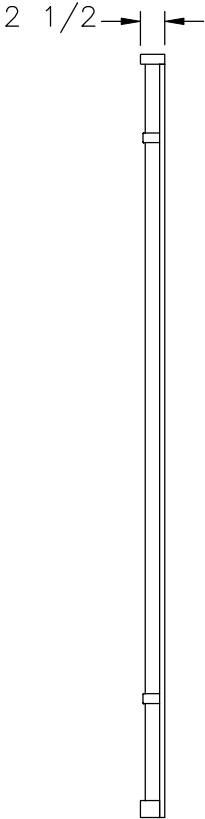
TYPICAL CENTER
BLOCK
CONFIGURATION



TYPICAL FLUSH FLOOR
HWH COLUMN



NON-FLUSH
HWH
COLUMN



REMOVABLE FOOT W/ 4 MAGNETIC INSERTS
INSTALLED BY VENDOR -FULL LENGTH FLUSH
HWH APPLICATIONS ONLY

<div>NEWMAR CORP</div> <div>P.O. Box 30,</div> <div>Nappanee, IN. 46550</div> <div>UNITS: INCHES</div> <div>TITLE BLOCK: 75TB</div>	Model:	Sheet	Drawn by:	Checked by:	Revision: RETURN LEG SHOULD BE 1/2 ILO 3/8 (PCR #230919)	By: T. S.
	EXDP	1 OF 1	S. H.	B. B.		Date:BB 1/31/22
	Title:	I.D. # 2023\	Date:	Date:	Revision:	By:
	FASCIA DETAILS	HE\CAB\FASCIA\	7/19/21	10/19/21		Date:
		EX_DETAILS				