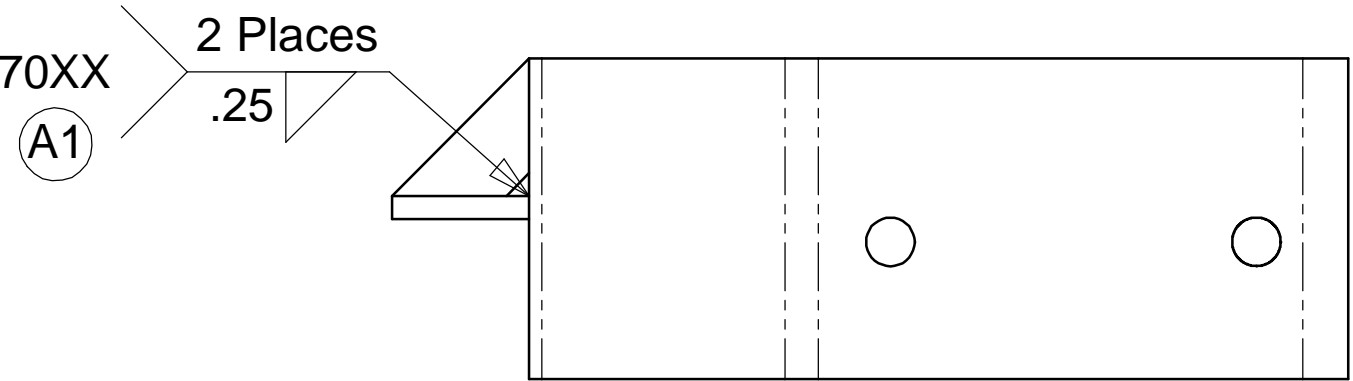
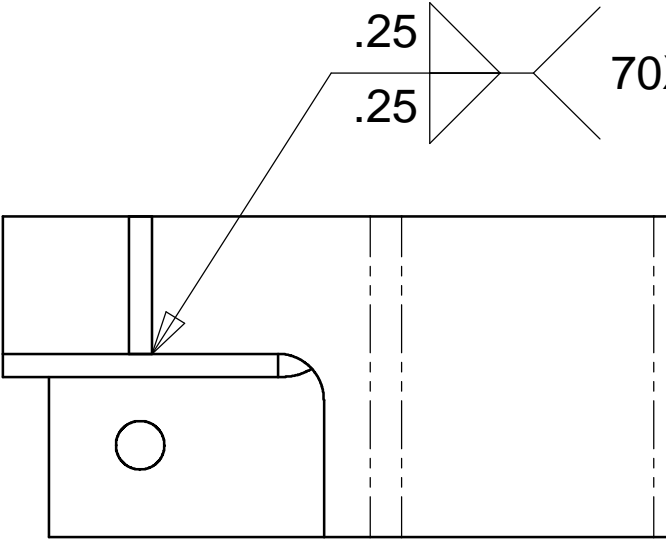
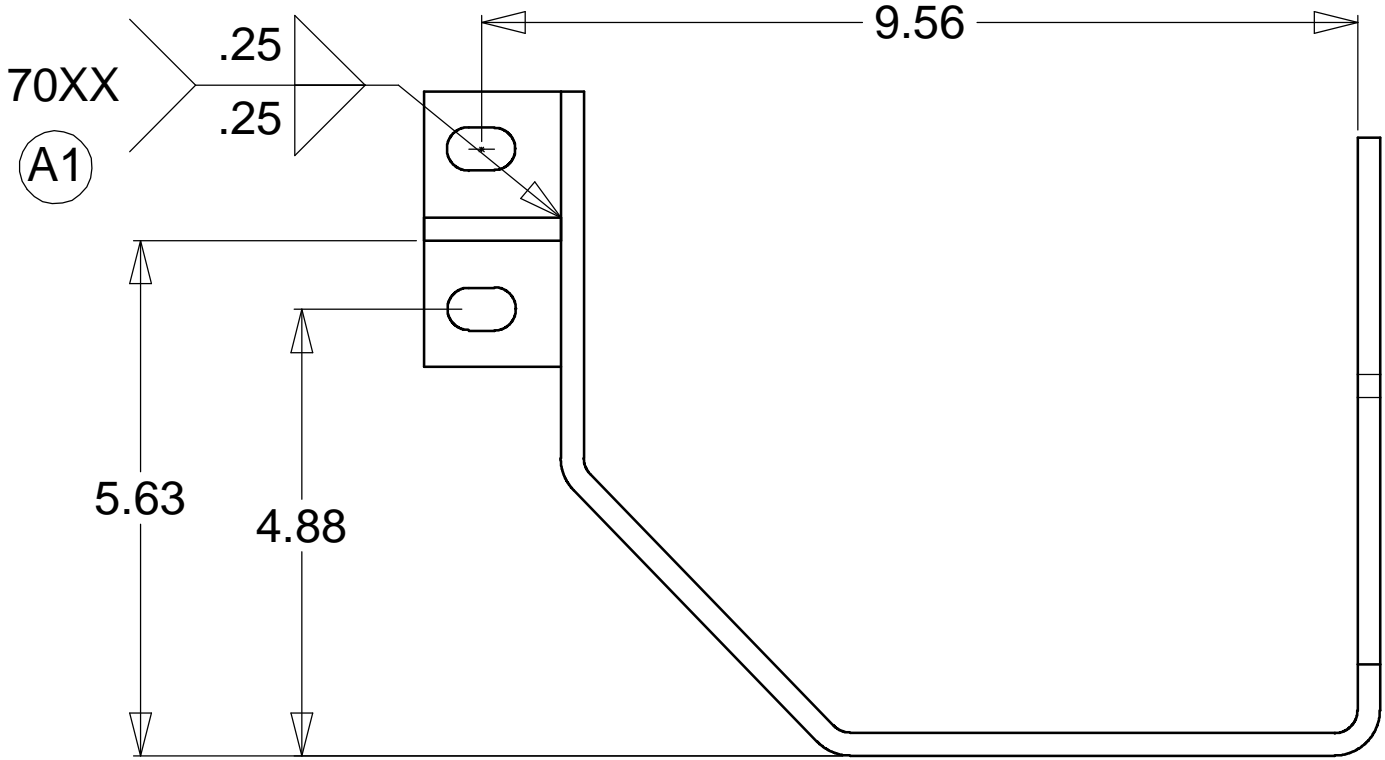
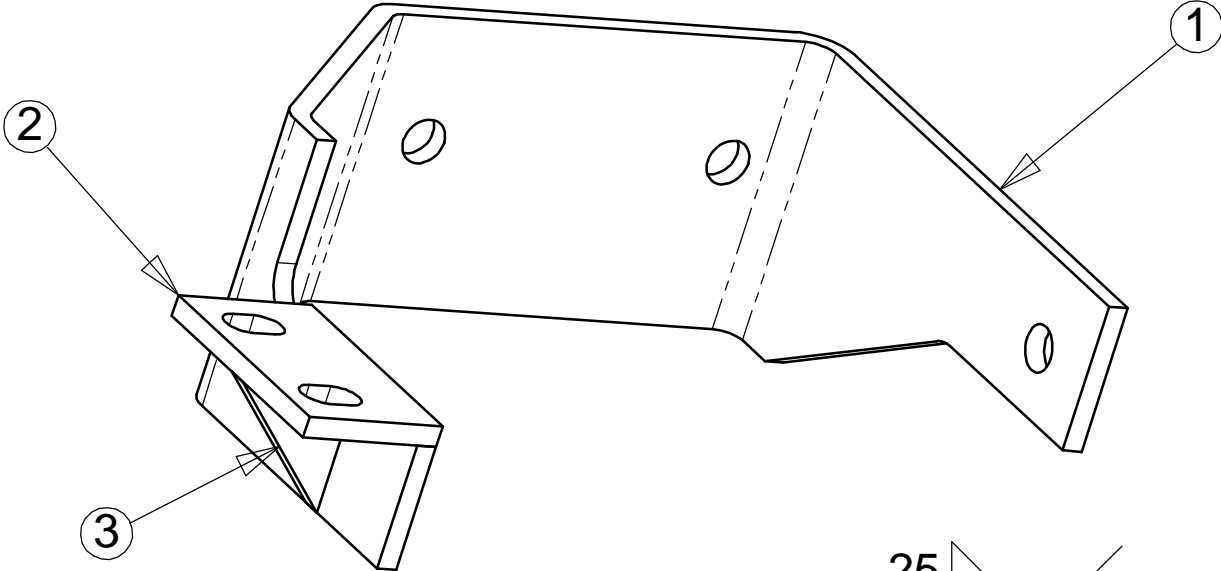


7572

| ITEM NO. | QTY. | PART NO. | DESCRIPTION |
|----------|------|----------|---------------------------|
| 1 | 1 | 7569 | Bracket, Booster Mounting |
| 2 | 1 | 7570 | Mounting Pad |
| 3 | 1 | 6459 | Gusset |



| | | | | | |
|----|---------|---------|--------------|-------|-----|
| A2 | 4/21/99 | AutoCad | Solidworks | G2655 | DLN |
| A1 | 4/21/99 | --- | REVISED WELD | G2655 | DLN |
| # | DATE | WAS | CHANGED TO | ECN # | BY |

| | | | | | |
|--|--------------------------------|-----|-----------|---------------------|-------------------------|
| GRANNING AIR SUSPENSIONS | | | | P.O. Box 600 | |
| Division of Fluidrive, Inc. | | | | Brookston, IN 47923 | |
| Fluidrive, Inc. claims proprietary rights to the information disclosed on this document. It is not to be reproduced or used to manufacture anything shown hereon without permission from Fluidrive, Inc. | | | | | |
| TOLERANCES | TITLE Assy, Booster Bracket | | | | |
| .XXX ± .030 | SCALE | 1=2 | MATERIAL | See BOM | |
| .XX ± .06 | DRAWN BY | DLN | DATE | 4/21/99 | DRAWING NO. 7572 |
| .X ± .1 | APP'D BY | STM | PROTO NO. | P389-4 | |
| .X ± .1 | | | | | |