

# Newmar Corporation

## Warranty Department

### Technical Service Bulletin

Date Issued	Model Year(s) Affected	TSB #
7/23/2015	Units Prior 6/1/2015	420

#### Brand

Bay Star Sport	<input type="checkbox"/>	Ventana	<input checked="" type="checkbox"/>	Essex	<input checked="" type="checkbox"/>
Bay Star	<input type="checkbox"/>	Dutch Star	<input checked="" type="checkbox"/>	King Aire	<input type="checkbox"/>
Canyon Star	<input type="checkbox"/>	Mountain Aire	<input checked="" type="checkbox"/>	Other	<input type="checkbox"/>
Ventana LE	<input checked="" type="checkbox"/>	London Aire	<input checked="" type="checkbox"/>		

#### Description

**Freightliner SS# 468987 Brake Lights Stay Illuminated on RV Chassis**

**Applicable Vehicles:** Certain Newmar Units built on Freightliner RV Chassis with Adjustable Pedals Only, Built prior to June 1<sup>st</sup> 2015

**Symptoms:** Cruise control intermittently does not engage or brake lights staying on after brake pedal is released.

#### Recommended Action

**Step 1:** Verify complaint

**Step 2:** Get authorization from Freightliner (800) 385-4357 Customer Assistance  
If further assistance is needed contact Newmar Service (866) 290-5371

**Step 3:** Order new brake light switches 66-03285-000 (2 pieces) and new jumper harness A66-03161-000. Remove existing brake light switches from treadle valve and install new switches. Remove existing jumper harness from switches and install new jumper harness. Attached install drawing shows new switches and harness install.

**Note:** Some units may need 2 of the following fittings for the brake light switch installation due to height change with the new switches. 90 degree fitting: PH 2202P 4 4

See attached Install Drawing:

***Please read this bulletin in its entirety prior to beginning any diagnosis or repairs.***

RELEASE NUMBER	REV LTR	REVISION DESCRIPTION	BY	DATE	APPD
P34020-01	-	INITIAL RELEASE	D_S	10/18/07	EPR
P43733-R4	A	ADD CONNECTOR STYLE IN PAGE 3	FJV	01/09/15	EPR

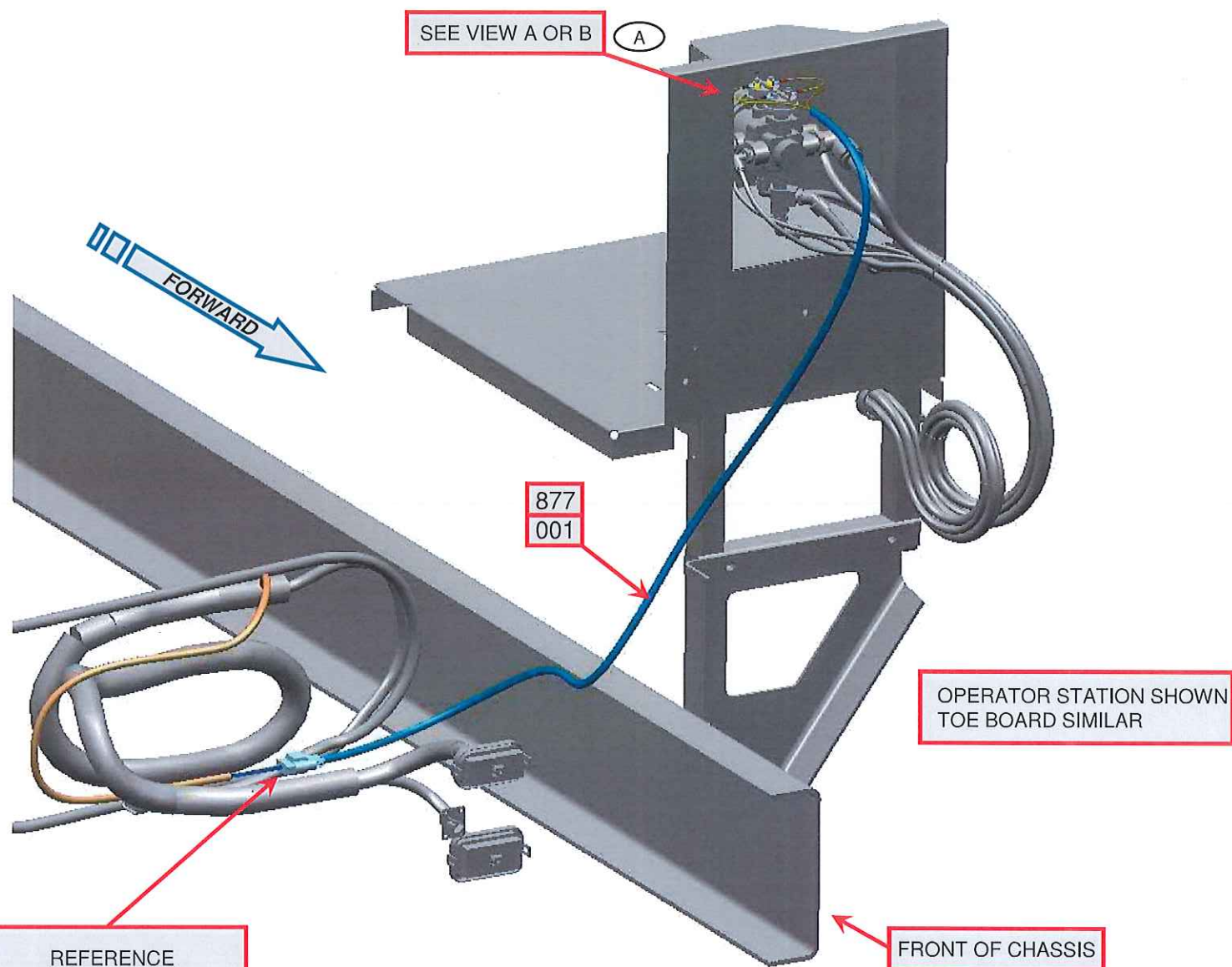


1 TERMINAL MOUNTING NUT TO HAVE APPLIED TORQUE BETWEEN 15-25 IN/LBS.



2 APPLY RED INSULATING VARNISH TO ALL RING TERMINALS.

ITEM NUMBER D06-67898-000	DESCRIPTION INSTL-BRAKE SWITCH WIRING,X	<b>FREIGHTLINER<sup>®</sup></b> LLC			
		THE INFORMATION CONTAINED HEREIN IS PROPRIETARY DATA, AND IS NOT FOR DISSEMINATION OR DISCLOSURE, IN WHOLE OR IN PART, FOR ANY PURPOSE OTHER THAN THAT FOR WHICH IT IS SUBMITTED, EXCEPT AS AUTHORIZED IN WRITING BY FREIGHTLINER LLC.			
		MATERIAL APPROVAL	DATE	MFG ENG/PURCH AGENT	DATE
		DRAWN BY <b>D.SNYDER</b>	DATE <b>10/18/07</b>	CHECKED BY <b>D.GRATE</b>	DATE <b>12/13/07</b>
		RESPONSIBLE ENGINEER <b>D.SNYDER</b>	DATE <b>10/18/07</b>	APPROVED BY <b>E.REYNOLDS</b>	DATE <b>12/14/07</b>
		DESCRIPTION <b>INSTL-BRAKE SWITCH WIRING,X</b>			
		SUPPLEMENTAL DESCRIPTION <b>877D1</b>			
		ITEM/DRAWING NUMBER <b>D06-67898</b>		REVISION LETTER <b>A</b>	PAGE <b>1</b>

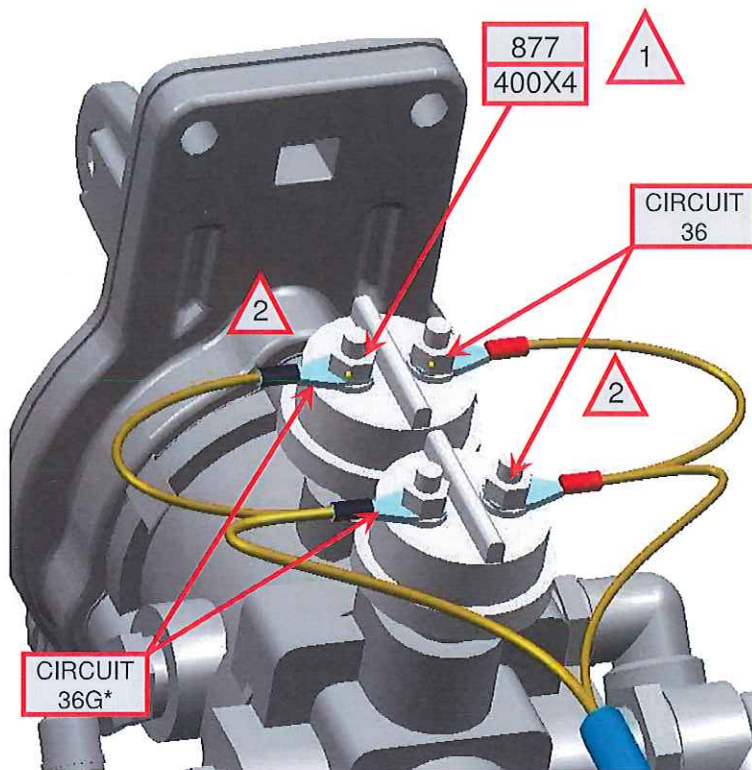


ITEM/DRAWING NUMBER  
D06-67898

REVISION LETTER  
A

PAGE  
2

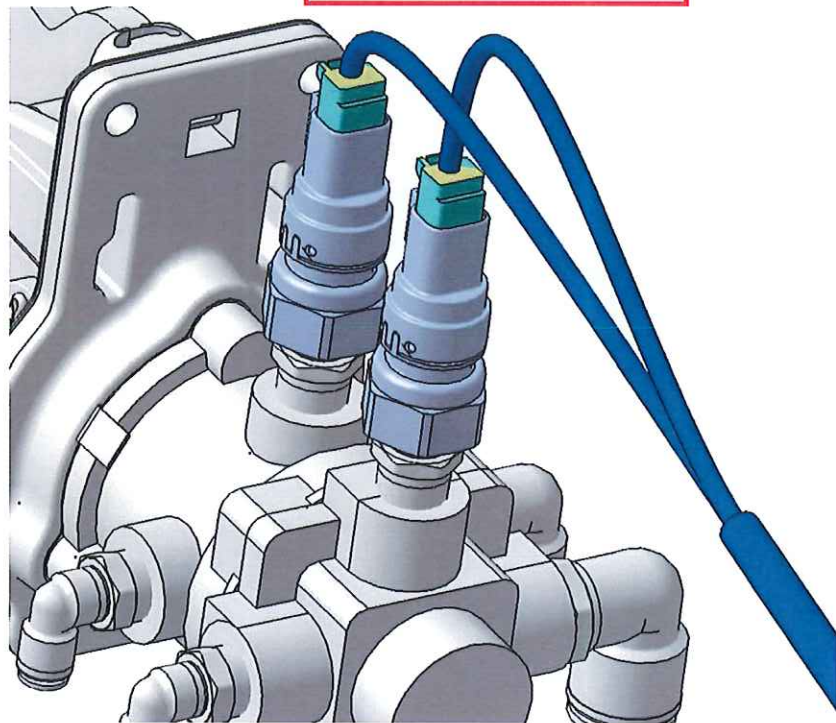




VIEW A  
RING TERMINAL STYLE

A

EACH CONNECTOR COULD  
BE PLUGGED IN ANY SWITCH.



VIEW B  
CONNECTOR STYLE

ITEM/DRAWING NUMBER

D06-67898

REVISION LETTER

A

PAGE

3