

NEWMAR CORPORATION

WARRANTY

DEPARTMENT

PRODUCT INFORMATION BULLETIN

DATE ISSUED	MODEL YEAR(S) AFFECTED	PIB #
8/31/2017	2017	489

MODEL

Bay Star Sport	<input type="checkbox"/>	Ventana	<input type="checkbox"/>	Essex	<input type="checkbox"/>
Bay Star	<input type="checkbox"/>	Dutch Star	<input checked="" type="checkbox"/>	King Aire	<input type="checkbox"/>
Canyon Star	<input type="checkbox"/>	Mountain Aire	<input type="checkbox"/>	New Aire	<input type="checkbox"/>
Ventana LE	<input type="checkbox"/>	London Aire	<input type="checkbox"/>	Other	<input type="checkbox"/>

PRODUCT INFORMATION

Spartan Motors has issued Campaign Service Bulletin (CSB17-250-003) for 2017–2018 model year K2 model coach chassis equipped with an Independent Front Suspension supplied by Reyco Granning. These chassis were built between January 17, 2016, and March 16, 2017. In response, Newmar Corporation is publishing PIB 489.

Issue: A condition exists where some bleeder assemblies may leak power steering fluid.

Correction: Apply thread sealant to correct this condition.

Affected Units: Refer to the attached population list for specific VIN numbers supplied by Spartan Motors.

Repair Procedure: Contact a local authorized Spartan Service Facility to schedule the corrective procedure. Spartan has provided the attached work instructions. Although **this is not a safety recall**, Spartan is committed to serving you with your best interests in mind.

Flat Rate Code: PIB 489

Labor Time: 1.0 hrs. (as determined by Spartan)

Note: Newmar will not authorize this repair. Spartan Motors will authorize this repair. If you need help contacting Spartan Motors, contact your Service Account Manager at Newmar for assistance.



SPECIALTY VEHICLES

1541 Reynolds Rd. Charlotte, MI 48813 | P: 517.543.6400
SPARTANMOTORS.COM

August 11, 2017

RE: Notice of Campaign Service Bulletin: **CSB17-250-008**

Dear Final State Manufacturer:

A recent decision was made to issue a Campaign Service Bulletin (**CSB17-250-003**) for 2017 – 2018 model year K2 model motor home chassis equipped with an Independent Front Suspension supplied by Reyco Granning built between January 17, 2016 and March 16, 2017.

A condition exists where some bleeder assemblies may leak power steering fluid.

The correction is to apply thread sealant.

The labor allowed for this repair is 1 hour.

Please note: The Vehicle Identification Number that may be affected by this campaign is included in this e-mail.

Your satisfaction with our product is important to us. By performing the enclosed campaign, we can be certain that you have the best product available for optimal performance.

Although this is not safety a recall, Spartan Chassis is committed to serving you with your best interests in mind. Should you have any questions, please call 1.800.393.8861 opt 0.

Sincerely,

Spartan Motors USA, Inc.



SPECIALTY VEHICLES

1541 Reynolds Rd. Charlotte, MI 48813 | P: 517.543.6400
SPARTANMOTORS.COM

August 11, 2017

RE: Notice of Campaign Service Bulletin: **CSB17-250-008**

Dear Service Manager,

Attached is a copy of Campaign Service Bulletin **CSB17-250-008** regarding bleeder lines that may leak power steering fluid.

This Campaign applies to 2017-2018 model year K2 model motor home chassis equipped with an Independent Front Suspension supplied by Reyco Granning built between Jan 17, 2016 and March 16, 2017.

The correction is to apply thread sealant.

Labor time for this repair is 1 hour.

If you do not require technical assistance regarding this repair, please contact our Customer and Product Support department to obtain the work authorization number and warranty parts needed for this repair at 1.800.393.8861 opt. 0.

If technical assistance is required regarding this repair, please contact our Customer and Product Support department to speak with one of our technical associates at 1.800.393.8861 option 1.

Although **this is not a safety recall**, Spartan Motors USA, Inc. is committed to serving you with your best interests in mind.

Sincerely,

Spartan Motors USA, Inc.



SPECIALTY VEHICLES

1541 Reynolds Rd. Charlotte, MI 48813 | P: 517.543.6400
SPARTANMOTORS.COM

August 11, 2017

RE: Notice of Campaign Service Bulletin: **CSB17-250-008**

Dear Valued Customer:

A recent decision was made to issue a Campaign Service Bulletin, **CSB17-250-008**, for 2017-2018 model year K2 model motor home chassis equipped with an Independent Front Suspension supplied by Reyco Granning built between January 17, 2016 and March 16, 2017.

A condition may exist where some bleeder assemblies may leak power steering fluid.

Labor time is 1 hour.

Please note:

The Vehicle Identification Number (VIN#) affected by this campaign is on the first line of the address above.

Your satisfaction with our product is important to us. We are initiating this contact with you so that you will, at your earliest opportunity, take your vehicle in for the recommended service. In doing so, we can be certain that you have the best product available for optimal performance.

Carefully follow the instructions below to have your vehicle serviced:

- You do not need to call Spartan Specialty Vehicles to find the facility most convenient to you. These facilities can be located on Spartan's website: **spartanchassis.com/cs/service/service_centers.asp**
- If you lack access to the internet call **1.800.543.4277 opt 0** for locations. When calling, please have available the last 8 digits of your VIN#.

Although **this is not a safety recall**, Spartan Specialty Vehicles is committed to serving you with your best interests in mind.

Sincerely,

Spartan Motors USA, Inc.



DATE: 8-11-17

APPLIES TO: This service bulletin applies to 2017 – 2018 model year K2 model motor home chassis equipped with an Independent Front Suspension supplied by Reyco Granning built between January 17, 2016 and March 16, 2017.

CONDITION: Some bleeder assemblies may leak power steering fluid.

CORRECTION: Apply thread sealant.

LABOR ALLOCATION: 1 Hr.

CLASSIFICATION: V3

PARTS NEEDED: N/A

TOOLS NEEDED:

- Basic combination wrenches in sizes 3/8", 11/16", 13/16"
- 3/8" socket, 1/4" torque wrench set to 35-40 lbf-in
- Rag(s)
- Drain Pan

GENERAL INSTRUCTIONS:

Thoroughly review entire service bulletin before starting work. If there are questions or concerns with steps defined in this service bulletin, contact Spartan Motors USA, Inc. Customer & Product Support Group.

All applicable industry safety standards must be followed when performing work identified in this procedure.

STEP-BY-STEP INSTRUCTIONS:

Please read the entire tech tip before proceeding with any work. Follow industry standards regarding safety equipment and procedures.

Inspection should be performed at the next regularly scheduled maintenance.

Service Bulletins are intended for use by Professional Technicians only. They are written to guide Professional Technicians in performing service to vehicles of specific nature in conjunction with industry standards. Professional Technicians should be appropriately trained on industry standards and have the tools and equipment to perform procedures safely and properly.



Locate the steering bleeder assembly at front of cradle and inspect for thread sealant. Refer to FIG. 2-1.




FIG. 2-1

1. If sealant is present and no leak is visible proceed to step 7.
2. If no sealant is visible or connection is leaking follow repair instructions below.

NOTE: apply PTFE/Teflon Thread Sealant Tape Premium, rated to 10,000 psi. (Example: LA-Co 44095 Slic-tite or similar).

Repair:

1. Place a drain pan under bleeder assembly.
2. Remove bleeder assembly from bulkhead fitting. Refer to FIG. 2-2.




FIG. 2-2

Service Bulletins are intended for use by Professional Technicians only. They are written to guide Professional Technicians in performing service to vehicles of specific nature in conjunction with industry standards. Professional Technicians should be appropriately trained on industry standards and have the tools and equipment to perform procedures safely and properly.



3. Wipe off threads of bleeder.
4. Apply 1.5 - 2 wraps of Teflon tape clockwise on bleeder assembly starting at second thread as shown below. Refer to FIG 3-1.



FIG. 3-1

5. Install taped bleeder into bulkhead fitting finger tight.
6. With 11/16" and 13/16" wrenches tighten bleeder 2-3 additional turns.
7. Torque bleeder with 3/8" socket to 35-40 lbf-in. Refer to FIG. 3-2.




FIG. 3-2

8. As a final inspection; follow chassis manufacturer directions to get fluid to operating temperature and static steer both directions twice then look for leaks.

Service Bulletins are intended for use by Professional Technicians only. They are written to guide Professional Technicians in performing service to vehicles of specific nature in conjunction with industry standards. Professional Technicians should be appropriately trained on industry standards and have the tools and equipment to perform procedures safely and properly.

Prod#	VIN Number	Year	Brand	Type	Floor	Chassis	Date in Prod	Date out Prod
606054	4VZVU1E93HC082452	2017	DS	DP	4054	S	7/13/2016	7/20/2016
606070	4VZAU1D97HC082535	2017	DS	DP	4018	S	7/21/2016	7/29/2016
606089	4VZAU1D93HC082533	2017	DS	DP	4054	S	7/22/2016	7/29/2016
606097	4VZAU1D98HC083225	2017	DS	DP	4002	S	1/18/2017	1/25/2017
606101	4VZAU1D99HC082536	2017	DS	DP	4018	S	7/26/2016	8/2/2016
606102	4VZAU1D98HC082561	2017	DS	DP	4018	S	8/1/2016	8/9/2016
606103	4VZAU1D90HC082537	2017	DS	DP	4018	S	7/26/2016	8/3/2016
606140	4VZAU1D95HC082615	2017	DS	DP	4018	S	8/22/2016	8/30/2016
606159	4VZAU1D93HC082659	2017	DS	DP	4018	S	8/23/2016	8/31/2016
606160	4VZAU1D97HC082664	2017	DS	DP	4018	S	8/31/2016	9/9/2016
606178	4VZAU1D98HC082639	2017	DS	DP	4018	S	8/24/2016	9/1/2016
606186	4VZAU1D95HC082534	2017	DS	DP	4018	S	7/18/2016	7/26/2016
606201	4VZAU1D90HC082604	2017	DS	DP	4018	S	8/16/2016	8/24/2016
606222	4VZAU1D9XHC082660	2017	DS	DP	4018	S	8/29/2016	9/6/2016
606224	4VZAU1D93HC082614	2017	DS	DP	4018	S	8/26/2016	9/2/2016
606248	4VZAU1D99HC082665	2017	DS	DP	4018	S	9/12/2016	9/19/2016
606251	4VZAU1D99HC082715	2017	DS	DP	4018	S	9/21/2016	9/28/2016
606267	4VZAU1D90HC082716	2017	DS	DP	4054	S	9/23/2016	10/3/2016
606303	4VZAU1D94HC082735	2017	DS	DP	4002	S	10/27/2016	11/4/2016
606309	4VZAU1D96HC082736	2017	DS	DP	4018	S	11/1/2016	11/9/2016
606338	4VZAU1D99HC082780	2017	DS	DP	4018	S	12/8/2016	12/16/2016
606359	4VZAU1D92HC082779	2017	DS	DP	4018	S	11/28/2016	12/5/2016
606366	4VZAU1D90HC082862	2017	DS	DP	4018	S	12/9/2016	12/16/2016
606374	4VZAU1D96HC082798	2017	DS	DP	4018	S	12/12/2016	12/19/2016
606378	4VZAU1D95HC083294	2017	DS	DP	4018	S	1/25/2017	2/2/2017
606380	4VZAU1D91HC082935	2017	DS	DP	4018	S	12/21/2016	1/13/2017
606388	4VZAU1D96HC083224	2017	DS	DP	4018	S	1/16/2017	1/23/2017
606392	4VZAU1D92HC083303	2017	DS	DP	4054	S	2/3/2017	2/13/2017
606401	4VZAU1D9XHC083226	2017	DS	DP	4018	S	1/23/2017	1/30/2017
606404	4VZAU1D96HC083319	2017	DS	DP	4018	S	2/13/2017	2/20/2017
606405	4VZAU1D96HC083384	2017	DS	DP	4018	S	2/13/2017	2/21/2017
606419	4VZAU1D99HC083394	2017	DS	DP	4018	S	2/27/2017	3/7/2017
606421	4VZAU1D99HC083296	2017	DS	DP	4054	S	2/2/2017	2/9/2017
606425	4VZAU1D94HC083240	2017	DS	DP	4054	S	1/24/2017	2/1/2017
606430	4VZAU1D94HC083304	2017	DS	DP	4018	S	2/9/2017	2/17/2017
606434	4VZAU1D96HC083241	2017	DS	DP	4018	S	1/25/2017	2/1/2017
606446	4VZAU1D98HC083385	2017	DS	DP	4018	S	2/16/2017	2/24/2017
606447	4VZAU1D94HC083433	2017	DS	DP	4018	S	3/21/2017	3/29/2017
606462	4VZAU1D94HC083318	2017	DS	DP	4018	S	2/9/2017	2/17/2017
606463	4VZAU1D91HC083406	2017	DS	DP	4054	S	3/3/2017	3/13/2017
606477	4VZAU1D93HC083407	2017	DS	DP	4018	S	3/9/2017	3/17/2017
606478	4VZAU1D9XHC083386	2017	DS	DP	4054	S	2/23/2017	3/3/2017
606587	4VZAU1D94HC083447	2017	DS	DP	4054	S	3/31/2017	4/10/2017
606597	4VZAU1D90HC083431	2017	DS	DP	4018	S	3/13/2017	3/21/2017
606630	4VZAU1D92HC083432	2017	DS	DP	4018	S	3/14/2017	3/21/2017